



UG-98-2024-29924

**BEXAR APPRAISAL DISTRICT
MEETING OF THE BOARD OF DIRECTORS
AGENDA**

DATE OF MEETING: June 11, 2024
PLACE OF MEETING: 411 N. Frio St.; San Antonio, TX 78207
TIME OF MEETING: 2:00 pm

*** PUBLIC COMMENTS MAY BE SUBMITTED BY EMAIL TO bod@bcad.org NO LATER THAN 8:00 A.M. THE MORNING OF THE MEETING, OR IN PERSON BY REGISTERING BY NAME ON THE SIGN-IN SHEET BY THE DOOR OF THE MEETING. COMMENTS RECEIVED TIMELY BY EMAIL WILL BE READ INTO THE RECORD DURING THE PUBLIC COMMENT PORTION OF THE MEETING. THE BOARD OF DIRECTORS INVITES PUBLIC COMMENT; HOWEVER, THE PUBLIC MUST BE AWARE THAT A SUBJECT RAISED BY A MEMBER OF THE PUBLIC CANNOT BE DELIBERATED OR DISCUSSED BY THE BOARD IF IT IS NOT ON THE AGENDA FOR THE MEETING AT WHICH THE SUBJECT IS RAISED. DISCUSSIONS OF SPECIFIC PROPERTIES WILL NOT BE PERMITTED.**

AGENDA

THE FOLLOWING ITEMS MAY BE CONSIDERED AT ANY TIME DURING THE MEETING OF THE BOARD OF DIRECTORS

PROCEDURAL

A. Meeting called to order by Dave Gannon, Chair

Recording of present directors

**B. Dr. Ralph Barksdale will be sworn in for the remaining 2024 term.
(Jennifer Rodriguez, Director of Communications)**

C. Public Comments Period (Jimmy Saiz, Executive Assistant)

Comments received timely by email will be read into the record at this time. Individuals wishing to address the board have three minutes to speak. The chair may grant additional time.

D. Minutes (Jimmy Saiz, Executive Assistant)

- 1. Approval of the minutes of the meeting of February 13, 2024**
- 2. Approval of the minutes of the meeting of March 20, 2024**
- 3. Approval of the minutes of the meeting of April 9, 2024**

ACTION ITEMS

- E. Audit Report (Crystal Khantharoth, Director of Finance)

The district's auditors, ABIP, PC will report to the board of directors on the financial audit of Bexar Appraisal District as of December 31, 2023.

- F. Contract - Insurance Consultant (Crystal Khantharoth, Director of Finance)

The board of directors may discuss the district's insurance consultant contract proposal and/or vote to authorize the chief appraiser to enter into a contract with the said consultant.

- G. Contract - Commercial Data and Market Analytics
(Crystal Khantharoth, Director of Finance)

The board of directors may discuss and/or vote to authorize the chief appraiser to enter into a contract for commercial data and market analytics.

INFORMATION ONLY

- H. Bids and Proposals (Crystal Khantharoth, Director of Finance)

The chief appraiser will inform the board of directors of the issuance of the following request for proposals for group medical and dental insurance, and telecommunications/mineral appraisal services, and the IFB for laser printing and mailing services.

- I. Appointed Board Members (Jennifer Rodriguez, Director of Communications)

The chief appraiser will inform the board that the nomination phase of the appointment process for the next term will begin in August. In accordance with Senate Bill 2, lots will be drawn at the January 2025 meeting to determine which appointed members will serve a one-year term and which will serve a three-year term.

- J. Litigation Update (Rogelio Sandoval, Chief Appraiser)

The chief appraiser will present the board of directors with an update regarding pending litigation.

EXECUTIVE SESSION

- K. Adjourn to Executive Session (Rogelio Sandoval, Chief Appraiser)

At any time during the meeting of the board of directors, the board may retire into closed Executive Session pursuant to Texas Government Code, Sections 551.071, 551.072, 551.074 & 551.076 to discuss any of the following:

1. Section 551.071 Consultation with attorney regarding pending or contemplated litigation, settlement offers, or about matters which the attorney is required to consult with the board. As authorized by this section, this meeting may be convened in closed Executive Session for the purpose of seeking confidential legal advice from the board's legal counsel on any item listed herein.
2. Section 551.072 Deliberations regarding real property.
3. Section 551.074 Personnel matters; to deliberate the appointment, employment, evaluation, reassignment duties, discipline, or dismissal of a public officer or employee; or to hear a complaint or charge against an officer or employee.
4. Section 551.076 Deliberations regarding Security Devices.

The board of directors may consider and act upon any item discussed in closed Executive Session.

REPORTS

L. Chief Appraiser's Report

The board of directors will receive the following reports from the chief appraiser:

1. Financial Condition (Crystal Khantharoth, Director of Finance)
 - a. Funds investment report for February, March, and April 2024
 - b. Statement of revenues and expenses as of April 30, 2024
 - c. Designated cash funds report as of April 30, 2024
2. Appraisal Records (Tommy Allison, Assistant Chief Appraiser)
 - a. The board of directors will receive an overview of the property tax calendar and an update on the status of work regarding the 2024 appraisal roll.
3. District Operations (Jimmy Saiz, Executive Assistant)

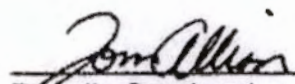
a. The board of directors will receive an update for the June 15th Runoff election.

M. Additional Reports

The board of directors will receive the following reports:

1. Community Outreach (Jennifer Rodriguez, Director of Communications)
2. Taxpayer Liaison (L. Christopher White)
3. Appraisal Review Board Chair (Domasio Rodriguez)

N. Adjourn

for 
Rogelio Sandoval
Chief Appraiser
Bexar Appraisal District

** The Board of Directors invites comments from the public about the policies and procedures of the Bexar Appraisal District, the Appraisal Review Board or other matters within the Board's jurisdiction. If you wish to address the Board but do not speak English and cannot bring your own interpreter or have limitations due to a physical disability, please notify the Taxpayer Liaison Officer in writing at the address above at or by fax at 210-242-2451 prior to the meeting in order for arrangements to be made to accommodate your needs.*

**La junta de directores invita los comentarios del público acerca de las políticas y procedimientos del distrito de evaluación de Bexar, de la junta de revisión de evaluación o de otros asuntos de jurisdicción de la junta. Si usted desea dirigir a la junta, pero no habla inglés y no puede traer su propio intérprete o tiene limitaciones debido a una discapacidad física, por favor notificar al oficial de enlace del contribuyente por escrito a la dirección anterior o por fax al 210-242-2451 antes de la reunión para que se hagan arreglos y satisfacer sus exigencias*

FILE INFORMATION

Document Number: 29924
Date/Time: 5/31/2024 2:29:29 PM
Total Pages: 4
FILED IN THE OFFICIAL PUBLIC
RECORDS OF BEXAR COUNTY
LUCY ADAME - CLARK
BEXAR COUNTY CLERK
Total Fees: \$2.00

BEXAR APPRAISAL DISTRICT
BOARD OF DIRECTORS MEETING
JUNE 11, 2024
INDEX

<u>ISSUE</u>	<u>TAB</u>
Meeting called to order	A
Swearing in of Dr. Ralph Barksdale	B
Public comments period	C
Minutes	D
Audit Report	E
Contract – Insurance Consultant	F
Contract – Commercial Data and Market Analytics	G
Bids & Proposals	H
Appointed Board Members	I
Litigation Update	J
Adjourn to Executive Session	K
Chief Appraisal Reports	L
Additional Reports	M
Adjourn	N

STAFF SUMMARY SHEET

ISSUE: Meeting called to order

Meeting called to order by Dave Gannon, Chair, and recording of present directors.

STAFF SUMMARY SHEET

ISSUE: Swearing in of Dr. Ralph Barksdale

Dr. Ralph Barksdale will be sworn into office for the remaining 2024 term.

STAFF SUMMARY SHEET

ISSUE: Public comment period

The board of directors invites public comment; however, the public must be aware that a subject raised by a member of the public cannot be deliberated or discussed by the Board if it is not on the agenda for the meeting at which the subject is raised. Regarding such a subject, discussion, if any, by the Board shall be limited to a proposal to place said subject on the agenda for a subsequent meeting.

Anyone who wishes to address a particular agenda item may submit an email to bod@bcad.org no later than 8:00 am the morning of the meeting or may register by name on the sign-in sheet by the door to do so in person. Comments received timely by email will be read into the record during the public comment portion of the meeting. Discussion of value of specific properties will not be permitted.

STAFF SUMMARY SHEET

ISSUE: Minutes

1. Approval of the minutes of the meeting of February 13, 2024
2. Approval of the minutes of the meeting of March 20, 2024
3. Approval of the minutes of the meeting of April 9, 2024

**MINUTES OF THE MEETING OF THE
BEXAR APPRAISAL DISTRICT
BOARD OF DIRECTORS
FEBRUARY 13, 2024**

The Board of Directors of the Bexar Appraisal District met for a meeting at 411 N. Frio in San Antonio, Texas on February 13, 2024 at 2:00 p.m. The items of business were acted upon as shown in the following minutes.

A. Call to Order

Mr. Dave Gannon, Board Chair, called the meeting to order at 2:01 p.m. and acknowledged the presence of the following directors:

Mr. Dave Gannon
Councilwoman Dr. Adriana Rocha Garcia
Ms. Rebecca Ruiz
Mr. Albert Uresti

B. Public Comments Period

Mr. Gannon, asked Ms. Jennifer Rodriguez, Communications Director if there were any citizens present and Ms. Rodriguez confirmed that there was not.

C. The board of directors may consider and appoint an election ad-hoc committee

Mr. Rogelio Sandoval, Chief Appraiser presented to the board that the Elections Administrator would require two members of the board to canvass the election results that the district would then present to the board.

Mr. Gannon confirmed that the canvassing was part of the election process and Mr. Gannon asked specifics as to when and where the canvassing needed to take place.

Ms. Rodriguez responded that the canvassing would take place at the district office and it has to be done within three to five days after the May 4th election.

Mr. Gannon added that he would be happy to be part of that process.

Dr. Adriana Rocha Garcia, Board Secretary confirmed that she will be included in the upcoming election drawing.

Mr. Jimmy Saiz, Executive Assistant confirmed the details of the date and time as Friday February 23rd at 10:00am that was being held at the district office.

Mr. Gannon motioned to approve the elections ad-hoc committee to include Mr. Dave Gannon and Ms. Rebecca Ruiz.

Dr. Garcia approved, Mr. Fisher seconded the motion which was unanimously approved.

D. Contract – Elections Department

Mr. Sandoval addressed the board to explain that the elections agreement was provided by Elections Administrator, Jacque Callanen, and the elections office would provide the actual elections contract. He also reminded the board that the original preliminary estimate based on the November election was \$750,000.00 but the revised estimate for a special May election which went down potentially to \$225,000.00 to \$250,000.00.

Mr. Gannon questioned that reading through Section 9, "If an Entity determines not to participate in the Joint Election to be held on Saturday, May 4, 2024, because it has no contested positions, the nonparticipating Entity shall promptly notify the Administrator and the other Entities, and this Agreement shall be automatically amended to delete the nonparticipating Entity as a party to the agreement" and asked Mr. Sandoval if the district has received any filings.

Mr. Sandoval responded that we have received from the elections administrator that three individuals that have inquired about the position but the district has not received anything from the county judge of anyone filing to run for the positions. There has been three different people that have submitted interest but the district has not received any further notice.

Mr. Gannon asked if no one files for a specific position then it would be considered noncompetitive.

Mr. Sandoval confirmed that the district would then go into a vacancy election.

Mr. Uresti asked for clarification for the board appointment along with the deadline for the vacancy for the general election would be the deadline for district vacancy would be the 28th.

Mr. Sandoval confirmed that it is for the vacancy election deadline would be the 26th and the two resolutions received was from ACCD and one from the City of Grey Forest and the district would have two names for the vacancy.

Mr. Gannon mentioned that Northside would be meeting tonight.

Ms. Ruiz also added that Harlandale would also be meeting that same night.

Conversation ensued with clarification on the vacancy election deadlines along with the regular May 4th Election deadline dates.

Mr. Gannon asked for a motion to approve entering into a contract for the election that will take place on May 4th with the county Elections Department.

Mr. Fisher moved, Ms. Ruiz seconded the motion which was unanimously approved.

E. Order of Election

Mr. Gannon included that the order of election was to establish the election that would be taking place on May 4th.

Mr. Sandoval confirmed that this would be the order that would require the current board of directors to authorize the order of the election in May and would require signatures from the presiding officer and other members of the board.

Mr. Gannon asked for a motion to approve the order of election.

Dr. Garcia moved, Ms. Ruiz seconded the motion.

Mr. Uresti questioned whether or not the address on the order was the address for the Bexar Appraisal District or the Elections Department.

Ms. Rodriguez conformed that the address that was on the order of election was for the Elections Department and added that the district was instructed from the Elections Administrator on how to correctly fill out the order will all the information to include.

Mr. Gannon asked for a motion to approve the order.

Dr. Garcia moved, Ms. Ruiz seconded the motion which was unanimously approved.

F. Adjourn to Executive Session

Mr. Gannon asked if there was anything to discuss in Executive Session.

G. Executive Session

Mr. Sandoval confirmed that there was nothing to discuss in Executive Session.

Mr. Gannon proceeded to discuss the next deadline dates and upcoming meetings.

Mr. Sandoval added that March 26th will be the deadline to submit the resolutions and the district has to present those names to the board within five days. Our next board meeting will be March 20th to have all the information for the current board to select the nominee.

Mr. Uresti asked if the meeting in March will allow the board members to select the individuals based on the resolutions and would not be based on the other votes from the election.

Mr. Sandoval confirmed that the selection would be based on board decision. The district has already received resolutions from two taxing units and the other entities have up until March 26th to proceed with submission of their resolutions to nominate individuals. March 20th would be when the board of directors will then have their compilation of nominees to select the next board member.

Mr. Uresti asked about the term length for the three elected individuals.

Ms. Rodriguez confirmed that they would be staggered terms and the first term would be until the end of 2026. In November of 2026, those individuals would draw lots for those who would serve for one year and who will serve for two years. For their first term, everybody will serve until 2026 and those elected in November will serve in staggered term as established. In the meantime, there will also be taxing unit appointed member elections as well.

Mr. Uresti also included that if any current board members wanted to run, they could.

Mr. Sandoval responded and stated that the current board members have an expiration of December 2024. If they have not been appointed again by their taxing units, they could run for a vacancy. Because they had already been appointed, he offered to get further clarification on how this might affect their eligibility. Mr. Sandoval also included that members of the district will be attending a session at the upcoming TAAD conference which will provide further clarification for this election and would provide a full update at the district's next board meeting.

Mr. Gannon requested a calendar timeline of the existing terms and when they are up.

Mr. Fisher commented that as long as the board members are willing to serve and the taxing entities that they represent like the individuals they can always serve.

Ms. Rodriguez confirmed that there is a limit of five terms and each term is two years with the exception of this current year and also added that Mr. Gannon and Dr. Garcia are on their second terms, Mr. Fisher is on his third term, Ms. Ruiz is on her first and term limits do not apply to Mr. Uresti as he is the tax assessor-collector appointed to the board as a matter of law.

Mr. Gannon confirmed that there were no other action items that needed to be discussed and asked for a motion to adjourn.

Dr Garcia moved, Ms. Ruiz seconded the motion which was unanimously approved.

H. Adjourn

There being no further business, the February 13, 2024 board of directors meeting adjourned at 2:16 p.m.

Chair

Secretary

Date

**MINUTES OF THE MEETING OF THE
BEXAR APPRAISAL DISTRICT
BOARD OF DIRECTORS
MARCH 20, 2024**

The Board of Directors of the Bexar Appraisal District met for a meeting at 411 N. Frio in San Antonio, Texas on March 20, 2024 at 2:00 p.m. The items of business were acted upon as shown in the following minutes.

A. Call to Order

Mr. Dave Gannon, Chair, called the meeting to order at 2:00 p.m. and acknowledged the presence of the following directors:

Mr. Dave Gannon
Mr. Jon Fisher
Ms. Rebecca Ruiz
Mr. Albert Uresti

B. Statement of Eligibility

Mr. Jimmy Saiz presented the board with the statement of eligibility and specified that this document is an annual requirement to confirm that requirements for service on the board are met and no delinquent taxes are due on property that they own.

C. Public Comments Period

Mr. Dave Gannon asked if there was anyone signed up for public comment.

Mr. Rogelio Sandoval answered that no members of the public were signed up at this time.

D. Minutes

Mr. Gannon addressed fellow board members and asked if there were any questions, corrections or comments about the minutes and asked for a motion to approve.

Mr. Jon Fisher moved and Ms. Rebecca Ruiz seconded the motion which was unanimously approved.

E. Contract – Elections Department

Mr. Sandoval addressed the chairman and members of the board to request to table this agenda item as the district has not received a contract from the election's office. The district has received confirmation from the election's office that they require payment but have not provided the exact amount to date. They had provided an estimate that had to be submitted by April 15th and the district would require an April meeting which would allow the board members to review the final amount that the district would be responsible for paying.

Mr. Gannon requested an emailed invite for the April meeting.

Mr. Saiz confirmed with the board on which day in April worked best for all board members to also include a 10:00 a.m. versus a 2:00 p.m. meeting.

Mr. Gannon confirmed 2:00 p.m. any day that week worked for him.

Ms. Ruiz confirmed 2:00 p.m. would work.

Mr. Fisher confirmed the 9th or 10th at 2:00pm.

Mr. Gannon confirmed that the item is tabled for further action.

F. Purchasing Manual

Ms. Crystal Khantharoth addressed the board to present an update to the district's purchasing manual to reflect the change that was approved by the board on January 23rd. The update added Choice Partners as one of the district's purchasing cooperatives and the change is reflected on pages three and 17 and the district is asking for board approval.

Mr. Uresti asked if this keeps all the others intact.

Ms. Khantharoth affirmed that it does.

Mr. Gannon asked if there was any discussion and asked for a motion to approve the changes that were made to the district's purchasing manual.

Mr. Fisher moved and Ms. Ruiz seconded the motion which was unanimously approved.

G. Investment Policy

Ms. Khantharoth addressed the board and indicated that the district is required to bring this item to the board every year. She confirmed that no changes were made and asked for board approval.

Mr. Gannon confirmed that no changes were made and asked for a motion to approve.

Ms. Ruiz moved and Mr. Fisher seconded the motion which was unanimously approved.

H. Board of Directors Vacancy

Mr. Saiz addressed Mr. Gannon to include for the record that Mr. Sean Mullen, Treasurer from Alamo College District sent an email to express their nomination.

"We would like to reiterate to the Board that an Alamo Colleges nominee has yet to be placed on BCAD'S Board of Directors."

At that time Mr. Uresti requested to make a motion.

Mr. Gannon approved Mr. Uresti's request to make a motion.

Mr. Uresti made a motion to nominate Ralph Barksdale.

Mr. Gannon confirmed that Mr. Uresti would like to bring forward Ralph Barksdale as a candidate with the board.

Mr. Uresti confirmed with yes.

Mr. Gannon requested conversation or discussion on the nomination and asked if Mr. Barksdale was employed with the district.

Mr. Sandoval confirmed that he was not employed by the district.

Mr. Gannon stated that Mr. Barksdale has been put forward in a motion to fill the vacant director position.

Mr. Fisher seconded the motion which was unanimously approved.

Mr. Gannon confirmed with the board that Mr. Barksdale has been appointed to the position and confirmed that there is a procedure for the staff to notify other nominees.

Mr. Sandoval confirmed that the district will be in contact with the local taxing unit that nominated individuals for filling the vacancy.

I. Adjourn to Executive Session

Mr. Gannon confirmed with Mr. Sandoval that there would be no executive session.

Mr. Sandoval stated that was correct.

J. Chief Appraiser's Report

Ms. Khantharoth presented the board with the funds investment report dated December 31, 2023 and indicated that the numbers were unaudited at this point. Total deposits were \$10,539,269.28. Year to date interest earned was \$241,243.33. The district is over-collateralized \$2,776,995.48. Total revenues collected as of December 31, 2023 were \$23,961,523 which indicates a surplus as of 12/31/2023 of \$783,999. The statement of designated cash funds as of December 31, 2023 is found on the next page and changes are due to the encumbrance of the general restricted fund where the district has added \$200,000.00. The district has added \$200,000.00 to the litigation reserve, \$100,000.00 to building capital, the district did expense \$242,344.84 to the retiree COLA reserve that was approved by the board and \$100,00.00 to the technology reserve.

Mr. Uresti asked to take a moment to review.

Mr. Gannon asked if the district has a budget item for the election.

Ms. Khantharoth confirmed that there is a reserve account designated for the election in the amount of \$500,000.00 and that account has also been added to the preliminary 2025.

Mr. Sandoval clarified that the district has taken out \$500,000.00 amount in anticipation of a possible runoff given that the elections department quoted the district \$225,000.00 for the

initial election and in the event that there was a runoff it would be the same amount for the district which is why we asked the board to encumber the \$500,000.00.

Mr. Uresti asked if this election was going to be the top three winners placed on the board.

Mr. Sandoval confirmed that the legislature added the places to the law and that one of the questions that the appraisal districts had was whether the top three vote getters would win without having a runoff. The legislature did not account for that possibility as the members are to be elected by majority vote which would provide for a runoff if no candidate received 50% or more of the vote for each place. Mr. Sandoval also mentioned that there is a total of nine candidates that have filed to run: Place 1 would have two candidates, Place 2 would have three candidates and Place 3 would have four candidates for a total of nine candidates.

Mr. Uresti addressed Mr. Gannon with a question pertaining to the designated building capital fund to add \$100,000.00; what is the goal with a \$1,000,000.00 in reserve?

Mr. Sandoval responded that the district is anticipating the need to look for another building in the near future. In order to accommodate the increased work load, we have hired new staff and we currently have 194 full time employees. Our facility only has 184 parking spots and Ms. Khantharoth has done an excellent job of contracting with the hospital district to obtain additional parking offsite. At the same time, the district has outgrown the building to adequately service the public and facilitate larger meetings and public interaction.

Mr. Uresti and Mr. Gannon confirmed with Mr. Sandoval that there is no current definite plan to relocate.

Mr. Uresti also asked for clarification on the building upgrades.

Ms. Khantharoth confirmed that this designated account was established when Covid had happened. There were several modifications made to the building such as adding Plexiglass and changing different things within the building to promote health and safety. This is the money that remained in the account since that happened and is earmarked for unanticipated changes necessary. If it becomes necessary, the district will ask the board for approval to use the funds from that account.

Mr. Uresti asked for clarification on the retirement funding and what these funds are for and what the percentage of pay raise that retirees receive.

Ms. Khantharoth explained that it is a 1% COLA that is paid to retirees every other year.

K. Additional Reports

Mr. Tommy Allison presented the board with the appraisal records report. He stated that the district is wrapping up the first quarter of 2024 with notices to be mailed out in early April. The district is finalizing field work activities and values and that more specifics will be provided at the next board meeting when the valuation effort was completed. Ownership record updates are current within one month of the deeds being filed at the clerk's office and that situation should help the tax office with maintenance of their records.

Mr. Gannon addressed Mr. Uresti and asked if a one-month lag was satisfactory benchmark for the tax office and Mr. Uresti agreed.

Mr. Sandoval announced to the board of directors that the 2023 MAP review by the comptroller's office was released. This is a biennial study where the comptroller studies every appraisal district's governance, operating procedures as well as taxpayer assistance. For 2023, the district has received the highest marks by passing each category with a 100 percent grade. He stated that he was very proud to let the board know that the district had passed for 2023 and this year in 2024 will be the property value study to make sure that the district's values are compliant with legal requirements so that the public schools receive their full share of state funding. The district management understands how crucial this situation is for school districts.

Mr. Uresti asked how the district discovers and values homes as his office gets these questions asked frequently.

Mr. Sandoval responded that the district looks at the neighborhood as a whole along with regard to sales trends. Valuations are established using mass appraisal techniques that adjust each property in a neighborhood based on the sales that took place. During the appeals process, appraisers are able to look into deeper into the details and the specifics of each property.

Mr. Uresti then asked Mr. Sandoval to define the term neighborhood for clarification.

Mr. Allison answered that a neighborhood is an area that is uniform in physical and economic characteristics. It can also be characterized as properties located within similar certain boundaries which examples include thoroughfares, roads, highways, commercial activities that form a uniform group of properties that would be considered similar. It does not have to be defined by its plat or HOA. As long as the properties are within that region are similar, they are considered a neighborhood for purposes of analysis. The district looks at the age of the homes, the build quality and the environmental factors impacting the area in its valuation.

Conversation ensued between Mr. Gannon, Mr. Fisher, Mr. Allison and Mr. Sandoval regarding plats, neighborhood areas and school districts within Bexar County and surrounding areas.

Ms. Ruiz asked Mr. Allison how real estate comps compare and how the district adds homes to the records and updates characteristics when permits are not opened and how that information is relayed over to BCAD.

Mr. Allison responded that part of the district's requirement is to discover new property through physical inspection, aerial imagery verification and property owners informing us about work being done. The district is held accountable for our improvement records through the MAP and PVS studies to make sure that the district's records are accurate through verification.

Mr. Gannon congratulated the district on receiving satisfactory scores.

Mr. Sandoval addressed the board to introduce Ms. Laura McCloud, Human Resources Director, to inform the board about the district receiving nationwide recognition. The district

won its 5th top workplace for San Antonio and we were recently notified that the district was in the running to win Top Workplace USA for 2024.

Ms. Jennifer Rodriguez presented to the board the Community Outreach and Engagement events conducted. The district has officially kicked off events in collaboration with the city on February 24th for a total of 14 workshops. For the months of February and March, several events took place and the district conducted virtual business personal property rendition workshops, several City of San Antonio workshops, Habitat for Humanity workshops, and confirmed that the district still has a Town Hall scheduled with Representative Ray Lopez along with Mr. Uresti and the district is also meeting with the Denver Heights Neighborhood Association next week.

Mr. Gannon introduced the Taxpayer Liaison to the board.

Mr. Christopher White greeted the board along with all attendees to present his reports for January 2024. Mr. White explained that he enjoyed listening to homeowner complaints and helping to deal with issues. He tries to be thorough when addressing issues and if he cannot answer a question definitively, then he will assist them with finding the answer. Giving the information to the homeowner and providing a very good listening ear helps resolving concerns.

Mr. Domasio Rodriguez addressed the board to introduce himself as the Appraisal Review Board Chair and provided an update with the ARB team. He provided upcoming dates for training for the appraisal season.

Mr. Uresti asked Mr. Rodriguez when people send a letter to the chair if he is the individual that would receive that correspondence and answer accordingly. Mr. Rodriguez confirmed that to be the case.

Mr. Gannon asked for a motion to adjourn, Ms. Ruiz moved and Mr. Fisher seconded the motion.

L. Adjourn

There being no further business, the March 20, 2024 board of directors meeting adjourned at 2:36 p.m.

Chair

Secretary

Date

**MINUTES OF THE MEETING OF THE
BEXAR APPRAISAL DISTRICT
BOARD OF DIRECTORS
APRIL 9, 2024**

The Board of Directors of the Bexar Appraisal District met for a meeting at 411 N. Frio in San Antonio, Texas on April 9, 2024 at 2:00 p.m. The items of business were acted upon as shown in the following minutes.

A. Call to Order

Mr. Dave Gannon, Board Chair, called the meeting to order at 2:01 p.m. and acknowledged the presence of the following directors:

Councilwoman Dr. Adriana Rocha Garcia
Mr. Dave Gannon
Mr. Jon Fisher
Ms. Rebecca Ruiz
Mr. Albert Uresti

B. Dr. Barksdale will be sworn in for the remaining 2024 term

Mr. Dave Gannon explained to the board that he and senior staff met with Dr. Ralph Barksdale to provide an overview of the responsibilities and meeting schedule, took a tour of the facility. Between that meeting and now he had an issue that precluded him from attending this meeting and he planned to join us for the next meeting.

C. Public Comment Period

Mr. Gannon asked if there was anyone signed up for public comment.

Mr. Jimmy Saiz, responded that no one was signed up.

D. Contract – Elections Department

Mr. Roy Sandoval addressed the board and reiterated that he had advised the board on Thursday about receiving the contract from the elections office and the cost was higher than anticipated. Mr. Saiz and Ms. Khantharoth had gone to the election office and met with Ms. Callanen to make sure everything was correct. When we received the initial estimate, there were other taxing units taking part in the election and after the primaries, that number dwindled considerably. The main factor in the significant cost is that the district is the only entity that is holding a county wide election. The district is well aware of the increase and we are prepared to absorb the cost.

Mr. Fisher asked if the cost would increase at the next election.

Mr. Sandoval responded that the district would plan for the same amount if not more. In the November election, there will be more candidates on the ballot which helps spread the cost.

Mr. Uresti added that the primaries do not have an impact because those elections have been held on a Tuesday but with this election being non-partisan, it takes place on a Saturday. That is a situation that needs to be addressed by the legislature in the future.

Further conversation ensued with Mr. Sandoval and board members regarding the election, logistics, and its cost.

Ms. Crystal Khantharoth approached the board to ask for approval for the elections contract in the amount of \$805,667.58 and we were instructed to pay half by April 15th in the amount of \$402,833.79. At the conclusion of the audit after the election is when the district would receive a final bill. If there is a runoff required, the district would meet with Ms. Callanen at some point before June 15th to get another estimate.

Mr. Sandoval included that the date of the runoff would be June 15th.

Mr. Fisher asked if the \$805,000 amount considers the likelihood of the runoff.

Ms. Khantharoth confirmed that the \$805,000 would be for early voting and the election day voting and if the district had a runoff the amount would be estimated at \$1,082,886.

Mr. Uresti asked if the elections department provided a list of the voting sites.

Ms. Khantharoth answered that the contract included 252 voting sites which is located on Exhibit A on the third page, at a cost of each location being \$900.22 and the total would be \$226,856.00. The elections department has not given the district a list of the specific locations yet.

Mr. Gannon asked for a motion to approve the contract.

Dr. Adriana Rocha Garcia moved, Ms. Ruiz seconded the motion which was unanimously approved.

E. Adjourn to Executive Session

Mr. Sandoval confirmed with Mr. Gannon that there was nothing to discuss in executive session.

F. Chief Appraiser's Report

Mr. Tommy Allison provided the report on appraisal records. He stated that the district has reached a point in the tax calendar of appraisal notices going out. In property tax code 25.19, the district is required to send out notices by April 1st for residence homesteads or by May 1st for all other properties or soon thereafter if value has increased year over year. The district has completed its work with the 2024 appraisal records and the market value for the county has increased by 5.3%. As of certification for 2023, the total market value of the county was \$308 billion and as of 2024 notice mail date, the district has a value of \$324.7 billion which represents a 5.3% increase. That increase can be divided between the new value added to the roll for new construction and the reappraisal efforts through market analysis. New construction added 1.9% of that total and reappraisal change added 3.4%. Single family residential market value saw a 2.4% increase and that came primarily from new construction

and that was the strongest part of the sector for this year. Multi family market value increased 10% from \$26 billion to \$29 billion and commercial market activity is seeing an 11% increase going from \$50 billion to \$56 billion.

The district will be sending out 540,000 notices in the mail Thursday April 11th which is about 160,000 less notices this year than last. The district's appraised values will be published on our website starting Friday April 12th once notices have been dropped in the mail. On the back of those notices are notices of protest to notify property owners of their right to appeal. The district purchased ad space in both digital format and print with the San Antonio Current, Express News and the district also has our outreach events going on along with various social media posts. There have been posts from various tax agent communities marketing the protest deadlines and this year the protest deadline is May 15th or 30 days after an appraisal notice has been mailed.

Mr. Uresti asked to have the district include this information into the La Prensa publication.

Mr. Sandoval explained that the district will be forwarding this information to the local publications along with reaching out Telemundo will also be translating to Spanish and providing to local viewers.

Mr. Allison also included an update of ownership records with the county clerk's office that the district is up to date.

Mr. Uresti asked Mr. Allison about the increase on the multi family and commercial if that considers the new 20% cap.

Mr. Allison confirmed that the new circuit breaker will be posted on the appraisal notice and that will also be published online for owners to see if the circuit breaker impacts them.

Mr. Sandoval also included that before the district locked the system he checked with Mr. Strey and Mr. Mancha (Commercial and Residential Directors) and out of the 540,000 notices that went out there would be less than 20,000 that would be benefiting from the circuit breaker as this is for business properties and non-homestead properties.

Mr. Allison added that last year the district sent out a total of 685,000 notices and so far in our first round the district is sending out 540,000.

Mr. Sandoval mentioned that one of the welcomed talking points during the district's outreach events is the moderated increase in values. Two years ago, residential values went up 28% last year they went up 16% so it is a breath of relief to say that it is going up 2.5% this year however almost 2% of that is new construction and 1% is actually the reappraisal. We notify property owners that they can still file an appeal even if they do not receive a notice.

Mr. Gannon included that he attended the outreach event hosted by Rep. Lopez and the issue came up that there are certain taxing entities that are exempt from some of the revenue caps such as the hospital and water districts.

Mr. Sandoval answered that feedback also included a local option exemption amount can change as a homeowner went through an appeal and they got their market value lowered. It

can actually increase their taxable because the local option was increased to the full maximum 20% by the city of SA and it used to be a straight \$5,000.

Mr. Gannon asked if there was any mechanism for highlighting that or placing an asterisk on the appraisal notices.

Mr. Scott Griscom responded and stated that if any of the entities have a freeze in place, that the owner would see an asterisk that indicates a freeze in place on the appraisal notice. Also the listing of taxing units and tax rates on the district's website would indicate whether there is a freeze associated with it.

Conversation continued with county growth and increase in residential real estate prices among board members and appraisal chiefs.

Mr. Allison presented to the board the 25.25b report for the first quarter of 2024 and indicated that there were three properties within that report that the district needed to make corrections to the roll.

G. Additional Reports

Mr. L. Christopher White addressed the board and did not have anything to report.

Mr. Domasio Rodriguez addressed the board to provide an update with Appraisal Review Board and nothing new was available to offer.

Dr. Garcia addressed the board and attendees that she has an event scheduled in District 4 this weekend that is all for Spanish speakers that will help them with the protesting of their values.

Mr. Sandoval mentioned and apologized that it was not on the agenda but also wanted to acknowledge one of the district's directors, Ms. Linda Rodriguez, who will be retiring at the end of next month for a completion of 35 years of service.

Mr. Gannon also requested to schedule the meeting for the Budget Ad Hoc Committee.

Ms. Khantharoth confirmed and requested to schedule a meeting the last week of April on the 29th, 30th or 1st, 2nd or 3rd of those dates.

Mr. Gannon confirmed that it would be himself and Ms. Ruiz in attendance and agreed on scheduling it for May 1st at 10:30am.

Mr. Gannon asked if there was anything else to discuss and asked for a motion to adjourn.

Mr. Fisher moved and Dr. Garcia seconded the motion.

H. Adjourn

There being no further business, the February 13, 2024 board of directors meeting adjourned at 2:28 p.m.

Chair

Secretary

Date

STAFF SUMMARY SHEET

ISSUE: Audit Report

The district's auditors, ABIP, PC will report to the board of directors on the financial audit of Bexar Appraisal District as of December 31, 2023.

STAFF SUMMARY SHEET

ISSUE: Contract - Insurance Consultant

The board of directors may discuss the district's insurance consultant contract proposal and/or vote to authorize the chief appraiser to enter into a contract with the said consultant.



Bexar Appraisal District

**Board of Directors
Summary Report for Approval
of Bids, Contracts and Agreements**

DATE: 6/11/2024

TYPE:

- IFB - Invitation for Bid
- RFP - Request for Proposal
- Contract/Agreement

SERVICE/PRODUCT:

Insurance Consultant

VENDOR NAME:

William Rusteberg

CONTRACT AMOUNT:

\$13,000

LOWEST BID/PROPOSAL:

- Yes
- N/A Professional Service
- No. If not, why _____

PERIOD COVERED:

June 11, 2024 - December 31, 2024

LOCAL COMPANY:

Yes

REFERENCES:

Yes

NUMBER OF BIDS:

CURRENT VENDOR:

William Rusteberg

BUDGETED AMOUNT:

\$13,000

ORIGINATING DEPT.:

Executive Services

REVIEWED/APPROVED BY:

Finance Director

Custar Khar

Chief Appraiser

[Signature]

CONSULTING AGREEMENT

Between
William Rusteberg
And
Bexar Appraisal District

This Consulting Agreement ("Agreement") is made and entered into as of June 11, 2023, by and between William Rusteberg ("Consultant") and Bexar Appraisal District ("Client").

1. TERM

This Agreement shall commence on June 11, 2023 and shall remain in effect until completion and implementation of contract for Group Medical Insurance is awarded and in effect, unless sooner terminated as provided herein. "Client" may terminate this agreement at any time by written notice to "Consultant."

2. CONSULTING SERVICES

The intent of this Agreement is to outline the duties and responsibilities of William Rusteberg and to emphasize the importance of his commitment to make quality and timeliness of service his priority. To this end and subject to the terms and conditions of this Agreement, "Client" hereby engages William Rusteberg to act as an insurance "Consultant" on behalf of the "Client" during the term of this Agreement. Insurance consulting services will be limited to Group Medical Insurance. In acting in such capacity, William Rusteberg agrees to use his best efforts to provide, at the minimum, the following services to the "Client."

A. INSURANCE MARKETING

Prior to a policy's expiration/new inception date, "Consultant" will meet with the "Client" to develop in writing the strategy, schedule and required information for the upcoming renewal/quotation process or competitive bidding process.

"Consultant" will use his best efforts to affect the timely receipt of quotations and proposals or bids. "Consultant" will prepare in writing a comparative analysis of all quotations submitted by insurers. This written analysis will be presented, together with copies of such quotations and proposals, to the "Client" on or before date as determined by Bexar Appraisal District.

Subsequent to the "Client's" direction to place coverage and prior to the policy renewal/placement date, "Consultant" will provide the "Client" the appropriate

insurance documentation. Upon receipt of the insurance policy from the insurer, "Consultant" will analyze it to determine the compliance with the coverage proposed to and accepted by the "Client." "Consultant" will then forward a complete copy of the policy to the "Client."

B. POLICY SYNOPSIS

"Consultant will prepare a written individual policy synopsis for each insurance contract he receives on behalf of the "Client," together with a comparison of all such policies and a recommendation for the coverage and carrier selected. "Consultant" agrees to present proposal analysis and recommendations at a regular or special called meeting of the Board of Directors of the Bexar Appraisal District.

3. COMPENSATION

A. AMOUNT OF COMPENSATION

William Rusteberg shall be entitled to receive compensation for consulting services rendered hereunder in the amount of \$13,000 (Thirteen Thousand and no cents) Mr. Rusteberg shall be paid \$6,500 at the time that the contract is entered as evidenced by its endorsement. The final payment of \$6,500 shall be made upon completion of the consulting services required by this Agreement, but no later than January 1, 2025. If the services are not completed by this deadline, the "Client" is under no obligation to make the final payment.

B. PROHIBITION FROM RECEIVING COMMISSIONS

"Consultant" will be compensated by "Client" for services satisfactorily performed in accordance with the requirements of this Agreement. As such, during the term of this Agreement, "Consultant" and its officers, agents and employees shall not accept or receive any commissions or payments from insurance companies, agents, or affiliates as a result of or in relation to any insurance contract awarded by the "Client" for insurance coverage as contemplated herein.

4. AUTHORITY

"Consultant" is not authorized or empowered to procure, cancel, or change the terms and conditions of insurance, or to perform other services hereunder on behalf of the "Client", except as otherwise expressly provided herein, with the prior written instructions executed by the Chief Appraiser of the "Client."

5. DUTY OF LOYALTY

"Consultant" understands and agrees that he owes a duty of loyalty to the "Client" for which he performs services hereunder. "Consultant" will disclose, in writing, any direct or indirect conflicts of interest he may have to the "Client" at the time such conflicts arise.

6. CONFIDENTIALITY OF "CLIENT" RECORDS

"Consultant" acknowledges that all information disclosed by the "Client," or which comes to "Consultant's" attention while performing services hereunder, constitute an asset of and is proprietary to the "Client". "Consultant" further acknowledges that he has a duty to keep all of the "Client's" records strictly confidential. "Consultant" will not disclose said information or permit his employees, officers, or agents to disclose said information to any person outside of the "Consultant's" company. This provision, however, shall in no way limit the "Consultant's" ability to satisfy any governmentally required disclosure of his relationship with the "Client." The obligations of this Section shall survive the termination of this Agreement.

7. EMPLOYMENT STATUS

"Consultant" will act hereunder as an independent contractor and not as an employee, agent, co-venturer, or representative of the "Client". "Consultant" recognizes that as an independent contractor, "Consultant" and his employees, officers and agent are not eligible to participate in any of the "Client's" employee benefit programs, and that the only consideration payable by the "Client" to the "Consultant" for services rendered hereunder shall be set forth in Section 4.

8. EVIDENCE OF PROFESSIONAL LIABILITY INSURANCE

"Consultant" will provide the "Client" with evidence of Errors and Omission liability insurance coverage with minimum limits of \$1,000,000 per cause. Such evidence will be provided prior to the effective date of this Agreement.

9. EVIDENCE OF MEETING AND MAINTAINING LICENSING REQUIREMENTS TO ACT AS A FEE BASED "CONSULTANT"

"Consultant" will provide the "Client" with evidence of valid Risk Manager License and Life & Health Insurance Counselors License issued by the Texas Department of Insurance. A copy of both licenses will be provided upon the effective date of this Agreement.

10. INDEMNITY

"Consultant" agrees to defend, indemnify, save and hold the "Client", its directors, employees, agents and other "Consultant's" harmless from and against all costs, expenses (including reasonable attorneys' fees and court costs, fines and penalties), suits, actions, losses, liabilities, claims, damages and other charges incurred by the "Client" or the other indemnified parties arising out of the act or omission of "Consultant", its agents, employees, officers or directors.

The scope of the foregoing indemnity includes all costs and expenses properly incurred in connection with any proceedings to defend any indemnified claim, or to enforce the indemnity, or both. The indemnification provided herein shall survive the termination of this agreement.

11. ENTIRE AGREEMENT

This Agreement represents the entire agreement of the parties hereto and supersedes any previous discussion, negotiations, understanding, arrangements, or agreements. If any provision of the Agreement is deemed unenforceable, the balance shall be enforced to the fullest extent permitted under applicable law.

12. AMENDMENT OR MODIFICATION

This Agreement may be amended or modified only by written amendment signed by both parties hereto.

13. ASSIGNMENT

"Consultant" will not assign any of his rights or delegate any of his obligations under this Agreement without the prior written consent of the "Client." Any unauthorized assignment or delegation shall be considered null and void.

14. NOTICE TO PARTIES

Any notices to parties required by this Agreement shall be addressed as follows:

**BEXAR APPRAISAL DISTRICT
"CLIENT"**

By: _____

_____ **Date**

_____ **Title**

_____ **Mailing Address**

_____ **City, State, Zip**

**WILLIAM R. RUSTEBERG
"CONSULTANT"**

By: _____

_____ **Date**

**William R. Rusteberg
3003 Matthew Adams
Road
Yoakum, TX 77995**

STAFF SUMMARY SHEET

ISSUE: Contract – Commercial Data and Market Analytics

The board of directors may discuss and/or vote to authorize the chief appraiser to enter into a contract for commercial data and market analytics.



Bexar Appraisal District

**Board of Directors
Summary Report for Approval
of Bids, Contracts and Agreements**

DATE: 6/11/2024

TYPE: IFB - Invitation for Bid
 RFP - Request for Proposal
 Contract/Agreement/Expenditure

SERVICE/PRODUCT: a source for commercial data and market analytics

VENDOR NAME: Trepp

CONTRACT AMOUNT: 1st Yr. \$22,785, 2nd Yr. \$23,924
3rd Yr. \$25,120 TOTAL \$71,831

LOWEST BID/PROPOSAL: Yes
 N/A
 No. If not, why _____

PERIOD COVERED: June 11, 2024 - May 11, 2027

REFERENCES: Yes

NUMBER OF BIDS: N/A

CURRENT VENDOR: Trepp

ORIGINATING DEPT.: Commercial

REVIEWED/APPROVED BY:
Director [Signature]
Finance Director [Signature]
Chief Appraiser [Signature]

AMENDMENT NO.4 TO AGREEMENT

This Amendment No.4 to Agreement (this "Amendment No.4") is dated as of March 26, 2024 (the "Amendment No.4 Effective Date") by and between Trepp, Inc. ("Trepp") and Bexar County Appraisal District ("Customer").

WHEREAS, Customer and Trepp are parties to that certain Customer Order Form with respect to TreppLoan, with a Commencement Date as of June 1, 2017, as amended by Amendment No.1 with respect to TreppLoan and CRE Direct dated as of March 26, 2018 ("Amendment No.1"), as amended by Amendment No.2 dated as of March 26, 2020 ("Amendment No.2"), and as amended by Amendment No.3 dated as of March 26, 2022 ("Amendment No.3") (which Customer Order Form; together with the Standard Terms and Conditions attached thereto and the Terms of Use referenced therein; Amendment No.1, Amendment No.2 and Amendment No.3 are referred to herein as the "Original Agreement"); and

WHEREAS, Customer and Trepp wish to amend certain terms of the Original Agreement.

NOW THEREFORE, in consideration for the mutual covenants herein set forth, and for other good and valuable consideration, the receipt and sufficiency of which is hereby acknowledged, the parties agree as follows:

1. Capitalized terms not defined herein shall have the meanings given to them in the Original Agreement.
2. The term of the Original Agreement as amended by this Amendment No.4, shall continue for an additional period of three (3) years from the Amendment No.4 Effective Date ("Amendment Period"). The Agreement will automatically renew thereafter for successive one (1) year periods (each a "Renewal Period"), unless either party gives the other party written notice of termination at least three (3) months prior to the end of the Amendment Period or the then-current Renewal Period.
 - a. "Contract Year" means each twelve (12) month period during the Term beginning as of the Amendment No.4 Effective Date and each anniversary thereof.
3. Notwithstanding Section 2 above, if Customer's Board of Directors fails, refuses, or otherwise declines to authorize funding for the next successive Contract Year, this Agreement shall be terminated as of the last date of the then current Contract Year, provided that (a) Customer shall have provided Trepp notice of non-funding on or before the expiration of thirty (30) days' following the conclusion of the Board of Directors Meeting at which the Customer's Annual Budget for the relevant Contract Year is approved, in no even later than thirty (30) days prior to the end of the then-current Contract Year, (b) Trepp is under no obligation to effect such termination unless and until notice thereof is received and (c) Customer's obligation to pay any and all undisputed fees due and payable prior to any such termination shall survive such termination. For the avoidance of doubt, if there is an outstanding invoice from Contract Year 1 that remains unpaid during Contract Year 2, and the termination notice for lack of funding is duly received no later than 30 days prior the end of Contract Year 2, terminating the Agreement at the end of Contract Year 2, Customer's obligation to pay such outstanding invoice from

Contract Year 1 will survive such termination. However, Customer shall not have any obligation to pay for invoices for any time after Contract Year 2.

4. The Original Agreement is amended to provide that as of the Amendment No.1 Effective Date, Customer's subscription to TreppLoan and CREDirect is converted to TreppCRE. The following terms shall apply to TreppCRE:
 - b. TreppCRE Customer access is Texas only.
 - c. The Authorized Department is Bexar County Appraisal District.
 - d. The Designated Users within the Authorized Department who may access TreppCRE are all commercial appraisers.
5. As of the Amendment No.4 Effective Date, the Monthly Rate for TreppCRE (the "Service") is \$12,690.00 per month; however, it is agreed to between the parties that Customer shall pay the following discounted rate during the Amendment Period only:
 - a. \$1,898.78 per month during the first Contract Year of the Amendment Period;
 - b. \$1,993.72 per month during the second Contract Year of the Amendment Period beginning on the first (1st) anniversary of the Amendment No.4 Effective Date;
 - c. \$2,093.40 per month during the third and last Contract Year of the Amendment period beginning on the second (2nd) anniversary of the Amendment No.4 Effective Date; and
 - d. Thereafter, at the beginning of the first Renewal Period, the Monthly Rate for the Service shall revert to the then-current market rate and for each subsequent then-current Renewal Period, the fees for Service shall increase pursuant to Section 2.2 of the Standard Terms and Conditions.
6. Notwithstanding anything else in this Amendment No. 4 and Original Agreement, neither the Chief Appraiser nor any other signatory to this Agreement on behalf of Customer shall be personally liable for any sums payable under the terms of this Amendment No. 4 or the Original Agreement, including sums payable pursuant to paragraph 3 hereof.
7. All references in the Original Agreement to "the Agreement" shall be deemed to mean the Original Agreement as amended by this Amendment No.4.
8. Unless otherwise stated in this Amendment No.4, all terms and conditions of the Original Agreement shall remain in full force and effect.

IN WITNESS WHEREOF, the parties have signed this Amendment No.4 as of the date first set forth above.

CUSTOMER

BEXAR COUNTY APPRAISAL DISTRICT

By: _____

Name: _____

Title: _____

TREPP

TREPP, INC.

By: DocuSigned by: Annemarie DiCola
C35D700B1DAE408...

Name: Annemarie DiCola

Title: Chief Executive Officer

STAFF SUMMARY SHEET

ISSUE: Bids and Proposals

The chief appraiser will inform the board of directors of the issuance of the following request for proposals for group medical and dental insurance, and telecommunications/mineral appraisal services, and the IFB for laser printing and mailing services.



Bexar Appraisal District

**Board of Directors
Summary Report of Upcoming
Bids, Contracts and Agreements**

DATE: 6/11/2024

TYPE:

- IFB - Invitation for Bid
- RFP - Request for Proposal
- Contract/Agreement

SERVICE/PRODUCT:

Group Medical Insurance & Dental

DESCRIPTION:

Benefits for the Group Medical Insurance program

offered by Bexar Appraisal District to its

employees and the employees' dependents

with a one year renewal option.

PERIOD COVERED:

January 1, 2025 - December 31, 2025

CURRENT VENDOR:

Blue Cross Blue Shield (medical) Humana (Dental)

BUDGETED AMOUNT:

\$2,045,466

ORIGINATING DEPT.:

Executive Services

DATE OF BOARD APPROVAL:

REVIEWED/APPROVED BY:

HR Director

[Signature]

Finance Director

[Signature]

Chief Appraiser

[Signature]



Bexar Appraisal District

**Board of Directors
Summary Report of Upcoming
Bids, Contracts and Agreements**

DATE: 6/11/2024

TYPE:

- IFB - Invitation for Bid
- RFP - Request for Proposal
- Contract/Agreement

SERVICE/PRODUCT:

Telecommunication/Mineral Appraisal Services

DESCRIPTION:

Complex appraisal services to determine owner-
ship and valuation of telecommunication,
electrical providers, gas distributors, pipelines,
railroad and mineral interests for property
located in Bexar County.

PERIOD COVERED:

1/1/2025-12-31/2025

CURRENT VENDOR:

Capitol Appraisal Group

BUDGETED AMOUNT:

\$78,000

ORIGINATING DEPT.:

Personal Property




DATE OF BOARD APPROVAL:

REVIEWED/APPROVED BY:

Department Director

Finance Director

Chief Appraiser



Bexar Appraisal District

**Board of Directors
Summary Report of Upcoming
Bids, Contracts and Agreements**

DATE: 6/11/2024

TYPE:

- IFB - Invitation for Bid**
- RFP - Request for Proposal**
- Contract/Agreement**

SERVICE/PRODUCT:

Laser Printing & Mailing Services

DESCRIPTION:

Turnkey printing & mailing of real property

value notices, personal property value notices

and personal property renditions. May include

two year extension.

PERIOD COVERED:

December 1, 2024 - November 30, 2025

CURRENT VENDOR:

VariVerge

BUDGETED AMOUNT:

\$175,000

ORIGINATING DEPT.:

Customer Information & Assistance

DATE OF BOARD APPROVAL:

REVIEWED/APPROVED BY:

Department Director

Finance Director

Chief Appraiser

Jared Dull

Cynthia K...

[Signature]

STAFF SUMMARY SHEET

ISSUE: Appointed Board Members

The chief appraiser will inform the board that the nomination phase of the appointment process for the next term will begin in August. In accordance with Senate Bill 2, lots will be drawn at the January 2025 meeting to determine which appointed members will serve a one-year term and which will serve a three-year term.

STAFF SUMMARY SHEET

ISSUE: Litigation Update

The chief appraiser will present the board of directors with an update regarding pending litigation.

STAFF SUMMARY SHEET

ISSUE: Adjourn to Executive Session

At any time during the meeting of the board of directors, the board may retire into closed Executive Session pursuant to Texas Government Code, Sections 551.071, 551.072, 551.074 & 551.076 to discuss any of the following:

1. Section 551.071 Consultation with attorney regarding pending or contemplated litigation, settlement offers, or about matters which the attorney is required to consult with the board. As authorized by this section, this meeting may be convened in closed Executive Session for the purpose of seeking confidential legal advice from the board's legal counsel on any item listed herein.
2. Section 551.072 Deliberations regarding real property.
3. Section 551.074 Personnel matters; to deliberate the appointment, employment, evaluation, reassignment duties, discipline, or dismissal of a public officer or employee; or to hear a complaint or charge against an officer or employee. Board of directors will receive orientation from district council.
4. Section 551.076 Deliberations regarding Security Devices.

STAFF SUMMARY SHEET

ISSUE: Chief Appraiser's Report

The board of directors will receive the following reports from the chief appraiser:

1. Report of Financial Condition
 - a. Funds investment report for February, March, and April 2024
 - b. Statement of revenues and expenses as of April 30, 2024
 - c. Designated cash funds report as of April 30, 2024
2. Appraisal Records
 - a. The board of directors will receive an overview of the property tax calendar and an update on the status of work regarding the 2024 appraisal roll.
3. District Operations
 - a. The board of directors will receive an update for the June 15th Runoff election.

BEXAR APPRAISAL DISTRICT
Funds Investment Report
 2/29/2024

		% RATE	
Cash - Operating Account	\$ 1,091,866.27	0%	
	\$ 8,240,487.77	3.27%	
Total Deposits	\$ 9,332,354.04		

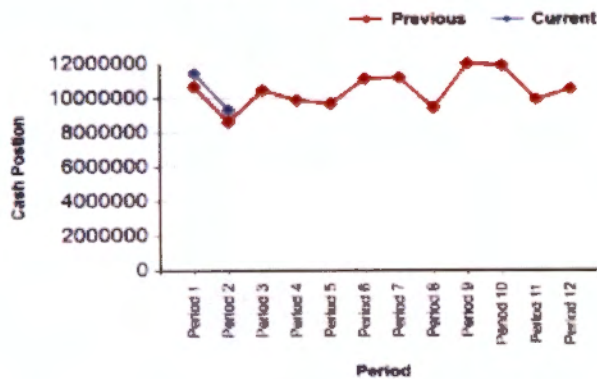
Other Rate Comparisons	
TexPool	90 day T-Bill
5.33%	5.25%

Pledged Collateral:				
FDIC	\$ 250,000.00		Year-To-Date Interest Earned	\$ 24,516.70
FMV	\$ 13,088,162.58			
Total Collateral	\$ 13,338,162.58			
 Collateral Over (Under)	 \$ 4,005,808.54		 140% FMV Less FDIC	 per investment Policy

Cash Position

This Period	Current	Previous	Change	% Change
vs. Last Period	\$ 9,332,354.00	\$ 11,457,570.00	\$ 2,125,016.00	18.55%
vs. This Period Last Year	\$ 9,332,354.00	\$ 8,608,223.00	\$ 724,131.00	8.41%

Cash Position Detail



Signed by: *Cynthia Kuo*
 Investment Officer for Bexar Appraisal District

This report and the investments represented are in compliance with the District's Investment Policy, GAAP, and the Public Funds Investment Act, Chapter 2256, Government Code.

Most recent 10 hour training course completed: August 2022 with TML



Bexar Appraisal District

Balance Sheet

As of 2/29/2024

	<u>December</u>	<u>January</u>	<u>February</u>
ASSETS			
Cash and Short Term Investments	\$10,539,269.28	\$11,457,369.81	\$9,332,354.04
Accounts Receivable	3,749,628.00	156,290.00	27,838.00
Prepaid Expenses	68,922.40	68,922.40	68,922.40
Total Current Assets	14,357,819.68	11,682,582.21	9,429,114.44
General Fixed Assets	4,636,800.67	4,636,800.67	4,636,800.67
Fixed Assets-Building	5,749,539.13	5,749,539.13	5,749,539.13
Non-Current Portion Sick & Vacation	1,333,236.29	1,333,236.29	1,333,236.29
Total Non- Current Assets	11,719,576.09	11,719,576.09	11,719,576.09
Total Assets	26,077,395.77	23,402,158.30	21,148,690.53
LIABILITIES			
Accounts Payable	320,527.68	352,098.79	245,177.42
Total Current Liabilities	320,527.68	352,098.79	245,177.42
Non-Current Sick & Vacation Accrual	1,333,236.29	1,333,236.29	1,333,236.29
Total Liabilities	1,653,763.97	1,685,335.08	1,578,413.71
Equity			
Investment in Fixed Assets-Building	5,749,539.13	5,749,539.13	5,749,539.13
Investment in Fixed Assets	4,636,800.67	4,636,800.67	4,636,800.67
General Restricted Reserve Fund	3,523,000.00	3,523,000.00	3,523,000.00
Designated - Digital Orthophotography	100,000.00	100,000.00	100,000.00
Designated - Litigation Expenses	700,000.00	700,000.00	700,000.00
Designated - Retirement Funding	112,654.16	112,654.16	112,654.16
Designated - Technology Reserve	275,000.00	275,000.00	275,000.00
Designated - Homestead Audit/ Outreach	220,000.00	220,000.00	220,000.00
Designated - Building Upgrades	143,630.00	143,630.00	143,630.00
Designated - Roof Reserve	105,214.00	105,214.00	105,214.00
Designated- Election	500,000.00	500,000.00	500,000.00
Reserved for Building - Capital	1,000,000.00	1,000,000.00	1,000,000.00
Reserved for COLA Retention	96,891.28	96,891.28	96,891.28
Unreserved Funds	0.00	783,998.05	783,998.05
Net Profit/(Loss)	783,998.05	3,756,485.42	1,600,001.19
Total Equity	17,946,727.29	21,703,212.71	19,546,728.48
Total Liabilities and Equity	\$19,600,491.26	\$23,388,547.79	\$21,125,142.19

BEXAR APPRAISAL DISTRICT
Summary of All Units
Comparison of Budget and Actual Revenues
For the Two Months Ending 2/29/2024

TAXING UNITS	2024 BUDGET	CURRENT MONTH	YEAR TO DATE	YTD %	(OVER) UNDER
Alamo Community College District	\$1,882,552	\$0	\$470,638	(25%)	\$1,411,914
City of Alamo Heights	42,554	0	10,639	(25%)	31,915
Alamo Heights ISD	412,643	0	103,161	(25%)	309,482
City of Balcones Heights	11,556	0	2,889	(25%)	8,667
Bexar County	3,219,990	0	804,998	(25%)	2,414,992
Bexar County Emer Serv Dist#1	9,669	0	2,417	(25%)	7,252
Bexar County Emer Serv Dist#2	75,388	0	18,847	(25%)	56,541
Bexar County Emer Serv Dist#3	39,426	0	9,857	(25%)	29,569
Bexar County Emer Serv Dist#5	19,674	0	4,919	(25%)	14,755
Bexar County Emer Serv Dist#6	8,532	0	2,133	(25%)	6,399
Bexar County Flood	281,179	0	70,295	(25%)	210,884
Bexar County Emer Serv Dist#7	32,317	0	8,079	(25%)	24,238
Bexar County Emer Serv Dist#8	10,264	0	2,566	(25%)	7,698
Bexar County Emer Serv Dist#4	13,030	0	3,258	(25%)	9,772
Bexar County Emer Serv Dist#10	13,495	0	3,374	(25%)	10,121
Boerne ISD	166,443	0	41,611	(25%)	124,832
Bexar County Emer Serv Dist#11	11,815	0	2,954	(25%)	8,861
Bexar County Emer Serv Dist#12	8,713	0	2,178	(25%)	6,535
City of Castle Hills	25,181	0	6,295	(25%)	18,886
City of China Grove	2,068	0	517	(25%)	1,551
Cibolo Canyon	46,510	0	11,628	(25%)	34,882
Comal ISD	196,097	0	49,024	(25%)	147,073
City of Converse	59,178	0	14,795	(25%)	44,383
Crosswinds at South Lake SID	4,757	0	1,189	(25%)	3,568
East Central ISD	346,252	0	86,563	(25%)	259,689
Edgewood ISD	122,260	0	30,565	(25%)	91,695
City of Elmendorf	4,990	0	1,248	(25%)	3,742
City of Fair Oaks Ranch	24,767	0	6,192	(25%)	18,575
Floresville ISD	155	0	39	(25%)	116
City of Grey Forest	336	0	84	(25%)	252
Harlandale ISD	163,651	0	40,913	(25%)	122,738
City of Helotes	25,750	0	6,438	(25%)	19,312
Hill Country Village	3,542	0	886	(25%)	2,656
Town of Hollywood Park	18,588	0	4,647	(25%)	13,941
Judson ISD	786,170	0	196,543	(25%)	589,627
City of Kirby	17,451	0	4,363	(25%)	13,088
City of Leon Valley	33,144	0	8,286	(25%)	24,858
City of Live Oak	40,228	0	10,057	(25%)	30,171
City of Lytle	26	0	7	(27%)	19
Medina Valley ISD	165,486	0	41,372	(25%)	124,114
Northeast ISD	2,629,167	0	657,292	(25%)	1,971,875
Northside ISD	3,962,442	0	990,611	(25%)	2,971,831
City of Olmos Park	21,174	0	5,294	(25%)	15,880
City of San Antonio	4,318,829	0	1,079,707	(25%)	3,239,122
San Antonio ISD	1,689,791	0	422,448	(25%)	1,267,343
San Antonio MUD #1	1,267	0	317	(25%)	950
San Antonio River Authority	240,435	0	60,109	(25%)	180,326
City of Sandy Oaks	3,025	0	756	(25%)	2,269

BEXAR APPRAISAL DISTRICT
Summary of All Units
Comparison of Budget and Actual Revenues
For the Two Months Ending 2/29/2024

	<u>2024</u> <u>BUDGET</u>	<u>CURRENT</u> <u>MONTH</u>	<u>YEAR TO</u> <u>DATE</u>	<u>YTD</u> <u>%</u>	<u>(OVER)</u> <u>UNDER</u>
City of Schertz	17,606	0	4,402	(25%)	13,204
Schertz-Cibolo-Univ City ISD	76,164	0	19,041	(25%)	57,123
City of Selma	11,117	0	2,779	(25%)	8,338
City of Shavano Park	25,827	0	6,457	(25%)	19,370
City of Somerset	5,326	0	1,332	(25%)	3,994
Somerset ISD	32,859	0	8,215	(25%)	24,644
South San Antonio ISD	160,523	0	40,131	(25%)	120,392
Southside ISD	138,780	0	34,695	(25%)	104,085
Southwest ISD	402,870	0	100,707	(25%)	302,163
City of St. Hedwig	6,437	0	1,609	(25%)	4,828
City of Terrell Hills	37,099	0	9,275	(25%)	27,824
Universal City	55,636	0	13,909	(25%)	41,727
University Health System	3,621,541	0	905,379	(25%)	2,716,162
Westside 211 SID	9,230	0	2,308	(25%)	6,922
City of Windcrest	20,372	0	5,093	(25%)	15,279
Clear Water Creek SID	26	0	7	(27%)	19
Stolte Ranch SID	672	0	168	(25%)	504
Tally Road SID	853	0	213	(25%)	640
Westpoint SID	9,669	0	2,417	(25%)	7,252
Redbird Ranch	5,248	0	1,312	(25%)	3,936
Bexar County Emer Serv Dist#9	2,017	0	504	(25%)	1,513
Tres Laurels SID	52	0	13	(25%)	39
Landon Ridge SID	465	0	116	(25%)	349
Lemon Creek SID	207	0	52	(25%)	155
Briggs Ranch SID	388	0	97	(25%)	291
Saphire Grove SID	129	0	32	(25%)	97
Grace Gardens SID	78	0	20	(26%)	58
Briggs Ranch II SID	52	0	13	(25%)	39
TOTAL TAX UNIT LEVY	25,853,200	0	6,463,294	25%	19,389,906
Other Revenues	20,000	0	51,342	(257%)	(31,342)
Other Revenues - Information Systems	8,000	327	648	(8%)	7,352
Interest Revenues	20,000	2,109	24,517	(123%)	(4,517)
TOTAL OTHER REVENUES	48,000	2,436	76,507	159%	(28,507)
TOTAL REVENUES COLLECTED	25,901,200	2,436	6,539,801	25%	19,361,399

BEXAR APPRAISAL DISTRICT
Summary of All Units
Comparison of Budget and Actual Revenues
For the Two Months Ending 2/29/2024

	2024 BUDGET	CURRENT MONTH	YEAR TO DATE	YTD %	(OVER) UNDER
<u>OPERATING EXPENDITURES</u>					
Advertising Public Notices	63,000	3,084	3,084	5%	59,916
Auto Allowance	892,800	77,521	153,838	17%	738,962
Stipend	32,000	1,583	3,165	10%	28,835
Copier Costs	47,981	2,996	5,972	12%	42,009
Copier, FAX, & Printer Supplies	54,445	1,660	3,904	7%	50,541
Employee Recognition/Awards	50,000	7,234	7,234	14%	42,766
Equipment Maintenance	350	0	0	0	350
Forms Creation	366,775	37,184	37,184	10%	329,591
General Insurance	45,000	0	42,905	95%	2,095
Map Production & Supplies	4,550	118	118	3%	4,432
Mileage Reimbursements	4,000	5	39	1%	3,961
Office Building Expense	250,000	37,112	49,838	20%	200,162
Offsite Storage	25,000	1,649	3,310	13%	21,690
Office Supplies	84,980	7,470	15,346	18%	69,634
Postage	694,362	368,866	360,737	52%	333,625
Professional Dues	29,402	770	7,509	26%	21,893
Publications	292,950	15,926	42,909	15%	250,041
Security	300,000	16,694	37,606	13%	262,394
Telephone	93,000	5,228	8,636	9%	84,364
Training	263,458	8,009	37,662	14%	225,796
Utilities	125,000	6,093	12,680	10%	112,320
Worker's Compensation	50,000	0	39,527	79%	10,473
Contingency	250,000	0	248,258	99%	1,742
TOTAL OPERATING EXPENDITURES	4,019,053	599,200	1,121,463	28%	2,897,590
<u>CAPITAL EXPENDITURES</u>					
FURNITURE:					
Executive Services	1,500	0	0	0	1,500
Information Services	500	0	0	0	500
Geographic Info. Systems	500	0	0	0	500
Customer Info & Assist	15,000	0	0	0	15,000
Residential	10,000	0	0	0	10,000
Commercial	3,500	0	0	0	3,500
Personal Property	4,500	0	0	0	4,500
Legal	2,000	0	0	0	2,000
EQUIPMENT:					
Information Services	112,000	0	243	0	111,757
CAMA Hardware	15,000	0	0	0	15,000
TOTAL CAPITAL EXPENDITURES	164,500	0	243	0	164,257

BEXAR APPRAISAL DISTRICT
Summary of All Units
Comparison of Budget and Actual Revenues
For the Two Months Ending 2/29/2024

	2024 BUDGET	CURRENT MONTH	YEAR TO DATE	YTD %	(OVER) UNDER
<u>EMPLOYEE EXPENDITURES:</u>					
Salaries, Regular	12,310,629	947,302	1,949,175	16%	10,361,454
Salaries, Overtime	166,350	5,185	5,931	4%	160,419
Retirement	2,057,710	171,605	357,715	17%	1,699,995
Payroll Taxes	31,428	441	1,414	5%	30,014
Group Medical Insurance	1,984,670	117,127	232,730	12%	1,751,940
Life Insurance	77,345	4,640	9,141	12%	68,204
Medicare Taxes	192,772	15,063	31,401	16%	161,371
TCDRS Retiree COLA	275,000	0	0	0	275,000
Sick Leave Buy Back Fund	50,000	13,718	43,770	88%	6,230
Departure Contingency	70,000	15,288	53,365	76%	16,635
TOTAL EMPLOYEE EXPENDITURES	17,215,904	1,290,370	2,684,644	16%	14,531,260
<u>CONTRACT SERVICES:</u>					
Valuation Oil & Gas	38,000	0	10,130	27%	27,870
Valuation Telecommunications Accounts	40,000	0	0	0	40,000
Accounting & Auditing	50,000	2,610	3,532	7%	46,468
Legal Services	1,100,000	87,607	157,742	14%	942,258
Consulting Studies	40,000	844	1,148	3%	38,852
Taxpayer Liasion Officer	30,000	941	3,505	12%	26,495
Contract Services Contingency	45,800	24	48	0	45,752
Temporary Services	189,500	9,057	13,353	7%	176,147
TOTAL CONTRACT SERV. EXP	1,533,300	101,084	189,459	12%	1,343,841
<u>INFO. SYSTEMS EXPENDITURES</u>					
Leases	74,580	14,725	16,096	22%	58,484
Software Maintenance	423,330	105,248	257,486	61%	165,844
Hardware Maintenance	43,000	6,907	12,015	28%	30,985
IS Supplies	60,000	0	1,993	3%	58,007
IS Services	35,600	1,415	1,852	5%	33,748
TOTAL INFO. SYSTEMS EXP.	636,510	128,295	289,442	45%	347,068
<u>PROJECT EXPENDITURES:</u>					
Aerial Maps	240,000	0	240,000	100%	0
Homestead Audit /Outreach	10,000	0	0	0	10,000
Field Device Maintenance	201,156	4,009	175,018	87%	26,138
Server Infrastructure Upgrade	100,000	0	0	0	100,000
Technology Improvements	200,000	1,800	3,800	2%	196,200
CAMA Software	583,502	1,802	131,198	22%	452,304
CAMA Enhancements	100,000	0	0	0	100,000
TOTAL PROJECT EXPENDITURES	1,434,658	7,612	550,016	38%	884,642
<u>OTHER EXPENDITURES:</u>					
Board of Directors Expenses	4,000	0	1,233	31%	2,767
Chief Appraiser Expense	8,000	111	463	6%	7,537
TOTAL OTHER EXPENDITURES	12,000	111	1,696	14%	10,304

BEXAR APPRAISAL DISTRICT
Summary of All Units
Comparison of Budget and Actual Revenues
For the Two Months Ending 2/29/2024

	<u>2024</u> <u>BUDGET</u>	<u>CURRENT</u> <u>MONTH</u>	<u>YEAR TO</u> <u>DATE</u>	<u>YTD</u> <u>%</u>	<u>(OVER)</u> <u>UNDER</u>
<u>A.R.B EXPENDITURES</u>					
Compensation	630,000	23,198	84,003	13%	545,998
Training	6,925	0	0	0	6,925
Postage	181,850	9,052	18,835	10%	163,015
Legal Services	65,000	0	0	0	65,000
Contingency	1,500	0	0	0	1,500
TOTAL A.R.B EXPENDITURES	885,275	32,249	102,837	12%	782,438
TOTAL EXPENDITURES	25,901,200	2,158,920	4,939,800	19%	20,961,400
REVENUES OVER EXPENDITURES	0	2,156,484	(1,600,001)	0	1,600,001

BEXAR APPRAISAL DISTRICT
STATEMENT OF EXPENDITURES FOR
DESIGNATED CASH FUNDS (MODIFIED ACCRUAL BASIS)
FOR THE MONTH ENDED February 29, 2024

		GENERAL RESTRICTED FUND	
DATE	PAYEE	PURPOSE	AMOUNT
29-Feb	Balance Forward		\$ 3,523,000.00
	ITEMIZED MONTHLY TOTAL		
	ITEMIZED YTD TOTAL		\$ 3,523,000.00
		GENERAL RESTRICTED FUND	
DATE	PAYEE	PURPOSE	AMOUNT
29-Feb	Funds added		\$ 500,000.00
	ITEMIZED MONTHLY TOTAL		
	ITEMIZED YTD TOTAL		\$ 500,000.00
		DESIGNATED - DIGITAL ORTHOPHOTOGRAPHY	
DATE	PAYEE	PURPOSE	AMOUNT
29-Feb	Balance Forward		\$ 100,000.00
	ITEMIZED MONTHLY TOTAL		
	ITEMIZED YTD TOTAL		\$ 100,000.00
		DESIGNATED - LITIGATION EXPENSES	
DATE	PAYEE	PURPOSE	AMOUNT
29-Feb	Balance Forward		\$ 700,000.00
	ITEMIZED MONTHLY TOTAL		
	ITEMIZED YTD TOTAL		\$ 700,000.00
		DESIGNATED - BUILDING CAPITAL	
DATE	PAYEE	PURPOSE	AMOUNT
29-Feb	Balance Forward		\$ 1,000,000.00
	ITEMIZED MONTHLY TOTAL		
	ITEMIZED YTD TOTAL		\$ 1,000,000.00
		DESIGNATED - RETIREMENT FUNDING	
DATE	PAYEE	PURPOSE	AMOUNT
29-Feb	Balance Forward		\$ 112,654.16
	ITEMIZED MONTHLY TOTAL		
	ITEMIZED YTD TOTAL		\$ 112,654.16
		DESIGNATED - TECHNOLOGY RESERVE	
DATE	PAYEE	PURPOSE	AMOUNT
29-Feb	Balance Forward		\$ 275,000.00
	ITEMIZED MONTHLY TOTAL		
	ITEMIZED YTD TOTAL		\$ 275,000.00
		DESIGNATED - Building Upgrades	
DATE	PAYEE	PURPOSE	AMOUNT
29-Feb	Balance Forward		\$ 143,630.00
	ITEMIZED MONTHLY TOTAL		
	ITEMIZED YTD TOTAL		\$ 143,630.00
		DESIGNATED - Roof Reserve	
DATE	PAYEE	PURPOSE	AMOUNT
29-Feb	Balance Forward		\$ 105,214.00
	ITEMIZED MONTHLY TOTAL		
	ITEMIZED YTD TOTAL		\$ 105,214.00
		DESIGNATED - Homestead Exemption/Outreach	
DATE	PAYEE	PURPOSE	AMOUNT
29-Feb	Balance Forward		\$ 220,000.00
	ITEMIZED MONTHLY TOTAL		
	ITEMIZED YTD TOTAL		\$ 220,000.00
		DESIGNATED - COMMUNITY	
DATE	PAYEE	PURPOSE	AMOUNT
29-Feb	Balance Forward		\$ 96,891.28
	ITEMIZED MONTHLY TOTAL		
	ITEMIZED YTD TOTAL		\$ 96,891.28

BEXAR APPRAISAL DISTRICT
Comparison of Current Year
Prior Year-Income Statement
For the Two Months Ending 2/29/2024

	2024 BUDGET	CURRENT YTD	2023 YTD	CURR MONTH	2023 MONTH
TAXING UNITS					
Alamo Community College District	\$1,882,552	\$470,638	\$378,844	\$0	\$0
City of Alamo Heights	42,554	10,639	9,197	0	0
Alamo Heights ISD	412,643	103,161	108,600	0	0
City of Balcones Heights	11,556	2,889	2,256	0	0
Bexar County	3,219,990	804,998	645,142	0	0
Bexar County Emer Serv Dist#1	9,669	2,417	1,902	0	0
Bexar County Emer Serv Dist#2	75,388	18,847	14,985	0	0
Bexar County Emer Serv Dist#3	39,426	9,857	8,163	0	0
Bexar County Emer Serv Dist#5	19,674	4,919	3,467	0	0
Bexar County Emer Serv Dist#6	8,532	2,133	1,636	0	0
Bexar County Flood	281,179	70,295	56,309	0	0
Bexar County Emer Serv Dist#7	32,317	8,079	6,167	0	0
Bexar County Emer Serv Dist#8	10,264	2,566	1,973	0	0
Bexar County Emer Serv Dist#4	13,030	3,258	2,652	0	0
Bexar County Emer Serv Dist#10	13,495	3,374	2,534	0	0
Boerne ISD	166,443	41,611	44,850	0	0
Bexar County Emer Serv Dist#11	11,815	2,954	2,351	0	0
Bexar County Emer Serv Dist#12	8,713	2,178	1,601	0	0
City of Castle Hills	25,181	6,295	5,003	0	0
City of China Grove	2,068	517	425	0	0
Cibolo Canyon	46,510	11,628	8,541	0	0
Comal ISD	196,097	49,024	54,206	0	0
City of Converse	59,178	14,795	11,335	0	0
Crosswinds at South Lake SID	4,757	1,189	644	0	0
East Central ISD	346,252	86,563	83,184	0	0
Edgewood ISD	122,260	30,565	29,593	0	0
City of Elmendorf	4,990	1,248	951	0	0
City of Fair Oaks Ranch	24,767	6,192	5,286	0	0
Floresville ISD	155	39	35	0	0
City of Grey Forest	336	84	71	0	0
Harlandale ISD	163,651	40,913	42,522	0	0
City of Helotes	25,750	6,438	5,351	0	0
Hill Country Village	3,542	886	732	0	0
Town of Hollywood Park	18,588	4,647	3,981	0	0
Judson ISD	786,170	196,543	204,543	0	0
City of Kirby	17,451	4,363	3,751	0	0
City of Leon Valley	33,144	8,286	7,206	0	0
City of Live Oak	40,228	10,057	8,624	0	0
City of Lytle	26	7	6	0	0
Medina Valley ISD	165,486	41,372	34,359	0	0
Northeast ISD	2,629,167	657,292	707,292	0	0
Northside ISD	3,962,442	990,611	1,046,124	0	0
City of Olmos Park	21,174	5,294	4,046	0	0
City of San Antonio	4,318,829	1,079,707	899,000	0	0
San Antonio ISD	1,689,791	422,448	425,076	0	0
San Antonio MUD #1	1,267	317	378	0	0

BEXAR APPRAISAL DISTRICT
Comparison of Current Year
Prior Year-Income Statement
For the Two Months Ending 2/29/2024

	2024 BUDGET	CURRENT YTD	2023 YTD	CURR MONTH	2023 MONTH
San Antonio River Authority	240,435	60,109	48,943	0	0
City of Sandy Oaks	3,025	756	620	0	0
City of Schertz	17,606	4,402	3,509	0	0
Schertz-Cibolo-Univ City ISD	76,164	19,041	19,404	0	0
City of Selma	11,117	2,779	2,256	0	0
City of Shavano Park	25,827	6,457	5,174	0	0
City of Somerset	5,326	1,332	1,063	0	0
Somerset ISD	32,859	8,215	8,618	0	0
South San Antonio ISD	160,523	40,131	39,073	0	0
Southside ISD	138,780	34,695	32,026	0	0
Southwest ISD	402,870	100,707	93,172	0	0
City of St. Hedwig	6,437	1,609	1,276	0	0
City of Terrell Hills	37,099	9,275	7,767	0	0
Universal City	55,636	13,909	11,932	0	0
University Health System	3,621,541	905,379	739,088	0	0
Westside 211 SID	9,230	2,308	1,618	0	0
City of Windcrest	20,372	5,093	4,147	0	0
Clear Water Creek SID	26	7	0	0	0
Stolte Ranch SID	672	168	77	0	0
Tally Road SID	853	213	47	0	0
Westpoint SID	9,669	2,417	986	0	0
Redbird Ranch	5,248	1,312	413	0	0
Bexar County Emer Serv Dist#9	2,017	504	408	0	0
Tres Laurels SID	52	13	12	0	0
Landon Ridge SID	465	116	95	0	0
Lemon Creek SID	207	52	35	0	0
Briggs Ranch SID	388	97	47	0	0
Saphire Grove SID	129	32	0	0	0
Grace Gardens SID	78	20	0	0	0
Briggs Ranch II SID	52	13	0	0	0
TOTAL TAX UNIT LEVY	25,853,200	6,463,294	5,906,700	0	0
Other Revenues	20,000	51,342	30,908	0	104
Other Revenues - Information Systems	8,000	648	435	327	326
Interest Revenues	20,000	24,517	31,475	2,109	14,955
TOTAL OTHER REVENUES	48,000	76,507	62,818	2,436	15,385
TOTAL REVENUES COLLECTED	25,901,200	6,539,801	5,969,518	2,436	15,385

BEXAR APPRAISAL DISTRICT
Comparison of Current Year
Prior Year-Income Statement
For the Two Months Ending 2/29/2024

	2024 BUDGET	CURRENT YTD	2023 YTD	CURR MONTH	2023 MONTH
<u>OPERATING EXPENDITURES</u>					
Advertising Public Notices	63,000	3,084	1,359	3,084	1,359
Auto Allowance	892,800	153,838	107,442	77,521	53,476
Stipend	32,000	3,165	2,833	1,583	1,417
Copier Costs	47,981	5,972	5,174	2,996	2,598
Copier, FAX, & Printer Supplies	54,445	3,904	4,768	1,660	154
Employee Recognition/Awards	50,000	7,234	7,693	7,234	7,693
Equipment Maintenance	350	0	0	0	0
Forms Creation	366,775	37,184	22,754	37,184	22,754
General Insurance	45,000	42,905	41,912	0	0
Map Production & Supplies	4,550	118	0	118	0
Mileage Reimbursements	4,000	39	42	5	35
Office Building Expense	250,000	49,838	34,733	37,112	27,649
Offsite Storage	25,000	3,310	4,103	1,649	2,501
Office Supplies	84,980	15,346	5,915	7,470	5,611
Postage	694,362	360,737	314,866	368,866	314,039
Professional Dues	29,402	7,509	5,910	770	270
Publications	292,950	42,909	29,985	15,926	20,986
Security	300,000	37,606	20,234	16,694	12,290
Telephone	93,000	8,636	9,640	5,228	4,879
Training	263,458	37,662	51,180	8,009	19,986
Utilities	125,000	12,680	12,633	6,093	6,193
Worker's Compensation	50,000	39,527	36,800	0	(50)
Contingency	250,000	248,258	250,000	0	0
TOTAL OPERATING EXPENDITURES	4,019,053	1,121,463	969,976	599,200	503,840
<u>CAPITAL EXPENDITURES</u>					
FURNITURE:					
Executive Services	1,500	0	0	0	0
Information Services	500	0	777	0	777
Geographic Info. Systems	500	0	0	0	0
Customer Info & Assist	15,000	0	0	0	0
Residential	10,000	0	0	0	0
Commercial	3,500	0	0	0	0
Personal Property	4,500	0	0	0	0
Legal	2,000	0	0	0	0
EQUIPMENT:					
Information Services	112,000	243	11,408	0	11,408
CAMA Hardware	15,000	0	0	0	0
TOTAL CAPITAL EXPENDITURES	164,500	243	12,185	0	12,185

BEXAR APPRAISAL DISTRICT
*Comparison of Current Year
 Prior Year-Income Statement
 For the Two Months Ending 2/29/2024*

	2024 BUDGET	CURRENT YTD	2023 YTD	CURR MONTH	2023 MONTH
<u>EMPLOYEE EXPENDITURES:</u>					
Salaries, Regular	12,310,629	1,949,175	1,654,605	947,302	841,253
Salaries, Overtime	166,350	5,931	18,833	5,185	16,871
Retirement	2,057,710	357,715	358,196	171,605	148,489
Payroll Taxes	31,428	1,414	1,032	441	254
Group Medical Insurance	1,984,670	232,730	196,714	117,127	97,746
Life Insurance	77,345	9,141	4,072	4,640	4,153
Medicare Taxes	192,772	31,401	25,355	15,063	12,991
TCDRS Retiree COLA	275,000	0	0	0	0
Sick Leave Buy Back Fund	50,000	43,770	8,623	13,718	4,434
Departure Contingency	70,000	53,365	1,898	15,288	1,898
TOTAL EMPLOYEE EXPENDITURES	17,215,904	2,684,644	2,269,326	1,290,370	1,128,089
<u>CONTRACT SERVICES:</u>					
Valuation Oil & Gas	38,000	10,130	9,466	0	0
Valuation Telecommunications Accounts	40,000	0	0	0	0
Accounting & Auditing	50,000	3,532	4,650	2,610	3,844
Legal Services	1,100,000	157,742	81,812	87,607	43,542
Consulting Studies	40,000	1,148	608	844	304
Taxpayer Liason Officer	30,000	3,505	1,647	941	706
Contract Services Contingency	45,800	48	326	24	28
Temporary Services	189,500	13,353	2,919	9,057	2,367
TOTAL CONTRACT SERV. EXP	1,533,300	189,459	101,427	101,084	50,791
<u>INFO. SYSTEMS EXPENDITURES</u>					
Leases	74,580	16,096	11,805	14,725	10,594
Software Maintenance	423,330	257,486	261,827	105,248	117,480
Hardware Maintenance	43,000	12,015	6,686	6,907	6,686
IS Supplies	60,000	1,993	6,209	0	1,946
IS Services	35,600	1,852	1,898	1,415	843
TOTAL INFO. SYSTEMS EXP.	636,510	289,442	288,424	128,295	137,548
<u>PROJECT EXPENDITURES:</u>					
Aerial Maps	240,000	240,000	0	0	0
Homestead Audit /Outreach	10,000	0	0	0	0
Field Device Maintenance	201,156	175,018	150,512	4,009	3,757
Server Infrastructure Upgrade	100,000	0	0	0	0
Technology Improvements	200,000	3,800	0	1,800	0
CAMA Software	583,502	131,198	120,644	1,802	0
CAMA Enhancements	100,000	0	0	0	0
TOTAL PROJECT EXPENDITURES	1,434,658	550,016	271,156	7,612	3,757
<u>OTHER EXPENDITURES:</u>					
Board of Directors Expenses	4,000	1,233	2,395	0	667
Chief Appraiser Expense	8,000	463	1,241	111	712
TOTAL OTHER EXPENDITURES	12,000	1,696	3,636	111	1,380

REXAR APPRAISAL DISTRICT
Comparison of Current Year
Prior Year-Income Statement
For the Two Months Ending 2/29/2024

	2024 BUDGET	CURRENT YTD	2023 YTD	CURR MONTH	2023 MONTH
<u>A.R.B EXPENDITURES</u>					
Compensation	630,000	84,003	25,670	23,198	27,158
Training	6,925	0	2,800	0	2,800
Postage	181,850	18,835	1,799	9,052	1,076
Legal Services	65,000	0	0	0	0
Contingency	1,500	0	0	0	0
TOTAL A.R.B EXPENDITURES	885,275	102,837	30,269	32,249	31,033
TOTAL EXPENDITURES	25,901,200	4,939,800	3,946,399	2,158,920	1,868,623
REVENUES OVER EXPENDITURES	0	(1,600,001)	(2,023,120)	2,156,484	1,853,238

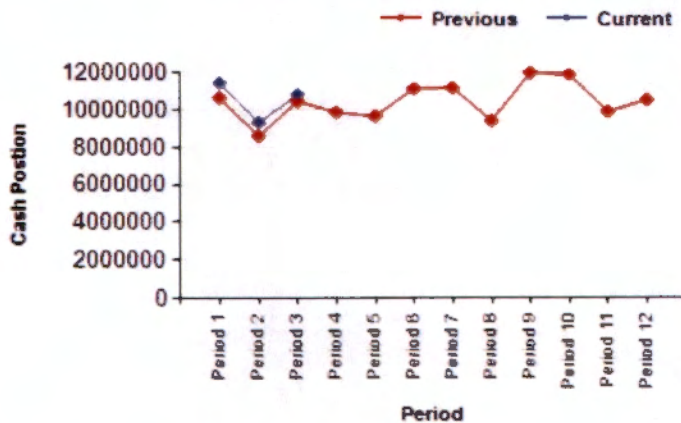
BEXAR APPRAISAL DISTRICT
Funds Investment Report
3/31/2024

Cash - Operating Account	\$	2,574,368.26	<u>% RATE</u>	0%	<table border="1"> <tr> <th colspan="2">Other Rate Comparisons</th> </tr> <tr> <td>TexPool</td> <td>90 day T-Bill</td> </tr> <tr> <td>5.31%</td> <td>5.29%</td> </tr> </table>	Other Rate Comparisons		TexPool	90 day T-Bill	5.31%	5.29%
Other Rate Comparisons											
TexPool	90 day T-Bill										
5.31%	5.29%										
	\$	8,263,013.80		3.27%							
Total Deposits	\$	10,837,382.06									
Pledged Collateral:											
FDIC	\$	250,000.00	Year-To-Date Interest Earned	\$	47,042.73						
FMV	\$	13,080,451.35									
Total Collateral	\$	13,330,451.35									
Collateral Over (Under)	\$	2,493,069.29		121% FMV Less FDIC	per investment Policy						

Cash Position

This Period	Current	Previous	Change	% Change
vs. Last Period	\$ 10,837,382.00	\$ 9,332,354.00	\$ 1,505,028.00	16.13%
vs. This Period Last Year	\$ 10,837,382.00	\$ 10,472,521.00	\$ 364,861.00	3.48%

Cash Position Detail



Signed by: *Cynthia [Signature]*
Investment Officer for Bexar Appraisal District

This report and the investments represented are in compliance with the District's Investment Policy, GAAP, and the Public Funds Investment Act, Chapter 2256, Government Code.

Most recent 10 hour training course completed:

August 2022 with TML



Bexar Appraisal District
Balance Sheet
 As of 3/31/2024

	<u>January</u>	<u>February</u>	<u>March</u>
ASSETS			
Cash and Short Term Investments	\$11,457,369.81	\$9,332,354.04	\$10,837,382.06
Accounts Receivable	156,290.00	27,838.00	3,408,533.00
Prepaid Expenses	68,922.40	68,922.40	68,922.40
Total Current Assets	11,682,582.21	9,429,114.44	14,314,837.46
General Fixed Assets	4,636,800.67	4,636,800.67	4,636,800.67
Fixed Assets-Building	5,749,539.13	5,749,539.13	5,749,539.13
Non-Current Portion Sick & Vacation	1,333,236.29	1,333,236.29	1,333,236.29
Total Non- Current Assets	11,719,576.09	11,719,576.09	11,719,576.09
Total Assets	23,402,158.30	21,148,690.53	26,034,413.55
LIABILITIES			
Accounts Payable	352,098.79	245,177.42	244,890.95
Total Current Liabilities	352,098.79	245,177.42	244,890.95
Non-Current Sick & Vacation Accrual	1,333,236.29	1,333,236.29	1,333,236.29
Total Liabilities	1,685,335.08	1,578,413.71	1,578,127.24
Equity			
Investment in Fixed Assets-Building	5,749,539.13	5,749,539.13	5,749,539.13
Investment in Fixed Assets	4,636,800.67	4,636,800.67	4,636,800.67
General Restricted Reserve Fund	3,523,000.00	3,523,000.00	3,523,000.00
Designated - Digital Orthophotography	100,000.00	100,000.00	100,000.00
Designated - Litigation Expenses	700,000.00	700,000.00	700,000.00
Designated - Retirement Funding	112,654.16	112,654.16	112,654.16
Designated - Technology Reserve	275,000.00	275,000.00	275,000.00
Designated - Homestead Audit/ Outreach	220,000.00	220,000.00	220,000.00
Designated - Building Upgrades	143,630.00	143,630.00	143,630.00
Designated - Roof Reserve	105,214.00	105,214.00	105,214.00
Designated- Election	500,000.00	500,000.00	500,000.00
Reserved for Building - Capital	1,000,000.00	1,000,000.00	1,000,000.00
Reserved for COLA Retention	96,891.28	96,891.28	96,891.28
Unreserved Funds	783,998.05	783,998.05	783,998.05
Net Profit/(Loss)	3,756,485.42	1,600,001.19	6,485,930.68
Total Equity	21,703,212.71	19,546,728.48	24,432,657.97
Total Liabilities and Equity	\$23,388,547.79	\$21,125,142.19	\$26,010,785.21

BEXAR APPRAISAL DISTRICT
Summary of All Units
Comparison of Budget and Actual Revenues
For the Three Months Ending 3/31/2024

TAXING UNITS	2024 BUDGET	CURRENT MONTH	YEAR TO DATE	YTD %	(OVER) UNDER
Alamo Community College District	\$1,882,552	\$470,638	\$941,276	(50%)	\$941,276
City of Alamo Heights	42,554	10,639	21,278	(50%)	21,276
Alamo Heights ISD	412,643	103,161	206,322	(50%)	206,321
City of Balcones Heights	11,556	2,889	5,778	(50%)	5,778
Bexar County	3,219,990	804,998	1,609,996	(50%)	1,609,994
Bexar County Emer Serv Dist#1	9,669	2,417	4,834	(50%)	4,835
Bexar County Emer Serv Dist#2	75,388	18,847	37,694	(50%)	37,694
Bexar County Emer Serv Dist#3	39,426	9,857	19,714	(50%)	19,712
Bexar County Emer Serv Dist#5	19,674	4,919	9,838	(50%)	9,836
Bexar County Emer Serv Dist#6	8,532	2,133	4,266	(50%)	4,266
Bexar County Flood	281,179	70,295	140,590	(50%)	140,589
Bexar County Emer Serv Dist#7	32,317	8,079	16,158	(50%)	16,159
Bexar County Emer Serv Dist#8	10,264	2,566	5,132	(50%)	5,132
Bexar County Emer Serv Dist#4	13,030	3,258	6,516	(50%)	6,514
Bexar County Emer Serv Dist#10	13,495	3,374	6,748	(50%)	6,747
Boerne ISD	166,443	41,611	83,222	(50%)	83,221
Bexar County Emer Serv Dist#11	11,815	2,954	5,908	(50%)	5,907
Bexar County Emer Serv Dist#12	8,713	2,178	4,356	(50%)	4,357
City of Castle Hills	25,181	6,295	12,590	(50%)	12,591
City of China Grove	2,068	517	1,034	(50%)	1,034
Cibolo Canyon	46,510	11,628	23,256	(50%)	23,254
Comal ISD	196,097	49,024	98,048	(50%)	98,049
City of Converse	59,178	14,795	29,590	(50%)	29,588
Crosswinds at South Lake SID	4,757	1,189	2,378	(50%)	2,379
East Central ISD	346,252	86,563	173,126	(50%)	173,126
Edgewood ISD	122,260	30,565	61,130	(50%)	61,130
City of Elmendorf	4,990	1,248	2,496	(50%)	2,494
City of Fair Oaks Ranch	24,767	6,192	12,384	(50%)	12,383
Floresville ISD	155	39	78	(50%)	77
City of Grey Forest	336	84	168	(50%)	168
Harlandale ISD	163,651	40,913	81,826	(50%)	81,825
City of Helotes	25,750	6,438	12,876	(50%)	12,874
Hill Country Village	3,542	886	1,772	(50%)	1,770
Town of Hollywood Park	18,588	4,647	9,294	(50%)	9,294
Judson ISD	786,170	196,543	393,086	(50%)	393,084
City of Kirby	17,451	4,363	8,726	(50%)	8,725
City of Leon Valley	33,144	8,286	16,572	(50%)	16,572
City of Live Oak	40,228	10,057	20,114	(50%)	20,114
City of Lytle	26	7	14	(54%)	12
Medina Valley ISD	165,486	41,372	82,744	(50%)	82,742
Northeast ISD	2,629,167	657,292	1,314,584	(50%)	1,314,583
Northside ISD	3,962,442	990,611	1,981,222	(50%)	1,981,220
City of Olmos Park	21,174	5,294	10,588	(50%)	10,586
City of San Antonio	4,318,829	1,079,707	2,159,414	(50%)	2,159,415
San Antonio ISD	1,689,791	422,448	844,896	(50%)	844,895
San Antonio MUD #1	1,267	317	634	(50%)	633
San Antonio River Authority	240,435	60,109	120,218	(50%)	120,217
City of Sandy Oaks	3,025	756	1,512	(50%)	1,513

BEXAR APPRAISAL DISTRICT
Summary of All Units
Comparison of Budget and Actual Revenues
For the Three Months Ending 3/31/2024

	<u>2024</u> <u>BUDGET</u>	<u>CURRENT</u> <u>MONTH</u>	<u>YEAR TO</u> <u>DATE</u>	<u>YTD</u> <u>%</u>	<u>(OVER)</u> <u>UNDER</u>
City of Schertz	17,606	4,402	8,804	(50%)	8,802
Schertz-Cibolo-Univ City ISD	76,164	19,041	38,082	(50%)	38,082
City of Selma	11,117	2,779	5,558	(50%)	5,559
City of Shavano Park	25,827	6,457	12,914	(50%)	12,913
City of Somerset	5,326	1,332	2,664	(50%)	2,662
Somerset ISD	32,859	8,215	16,430	(50%)	16,429
South San Antonio ISD	160,523	40,131	80,262	(50%)	80,261
Southside ISD	138,780	34,695	69,390	(50%)	69,390
Southwest ISD	402,870	100,707	201,414	(50%)	201,456
City of St. Hedwig	6,437	1,609	3,218	(50%)	3,219
City of Terrell Hills	37,099	9,275	18,550	(50%)	18,549
Universal City	55,636	13,909	27,818	(50%)	27,818
University Health System	3,621,541	905,379	1,810,758	(50%)	1,810,783
Westside 211 SID	9,230	2,308	4,616	(50%)	4,614
City of Windcrest	20,372	5,093	10,186	(50%)	10,186
Clear Water Creek SID	26	7	14	(54%)	12
Stolte Ranch SID	672	168	336	(50%)	336
Tally Road SID	853	213	426	(50%)	427
Westpoint SID	9,669	2,417	4,834	(50%)	4,835
Redbird Ranch	5,248	1,312	2,624	(50%)	2,624
Bexar County Emer Serv Dist#9	2,017	504	1,008	(50%)	1,009
Tres Laurels SID	52	13	26	(50%)	26
Landon Ridge SID	465	116	232	(50%)	233
Lemon Creek SID	207	52	104	(50%)	103
Briggs Ranch SID	388	97	194	(50%)	194
Sapphire Grove SID	129	32	64	(50%)	65
Grace Gardens SID	78	20	40	(51%)	38
Briggs Ranch II SID	52	13	26	(50%)	26
TOTAL TAX UNIT LEVY	25,853,200	6,463,294	12,926,588	50%	12,926,612
Other Revenues	20,000	0	51,342	(257%)	(31,342)
Other Revenues - Information Systems	8,000	389	1,038	(13%)	6,962
Interest Revenues	20,000	22,526	47,043	(235%)	(27,043)
TOTAL OTHER REVENUES	48,000	22,915	99,422	207%	(51,422)
TOTAL REVENUES COLLECTED	25,901,200	6,486,209	13,026,010	50%	12,875,190

BEXAR APPRAISAL DISTRICT
Summary of All Units
Comparison of Budget and Actual Revenues
For the Three Months Ending 3/31/2024

	<u>2024</u> <u>BUDGET</u>	<u>CURRENT</u> <u>MONTH</u>	<u>YEAR TO</u> <u>DATE</u>	<u>YTD</u> <u>%</u>	<u>(OVER)</u> <u>UNDER</u>
<u>OPERATING EXPENDITURES</u>					
Advertising Public Notices	63,000	5,786	8,870	14%	54,130
Auto Allowance	892,800	76,976	230,814	26%	661,986
Stipend	32,000	2,084	5,249	16%	26,751
Copier Costs	47,981	3,127	9,099	19%	38,882
Copier, FAX, & Printer Supplies	54,445	2,272	6,177	11%	48,268
Employee Recognition/Awards	50,000	1,367	8,601	17%	41,399
Equipment Maintenance	350	0	0	0	350
Forms Creation	366,775	24,043	61,227	17%	305,548
General Insurance	45,000	0	42,905	95%	2,095
Map Production & Supplies	4,550	0	118	3%	4,432
Mileage Reimbursements	4,000	48	87	2%	3,913
Office Building Expense	250,000	24,736	74,574	30%	175,426
Offsite Storage	25,000	1,791	5,101	20%	19,899
Office Supplies	84,980	9,289	24,636	29%	60,344
Postage	694,362	2,107	362,844	52%	331,518
Professional Dues	29,402	719	8,228	28%	21,174
Publications	292,950	23,449	66,359	23%	226,591
Security	300,000	15,906	53,512	18%	246,489
Telephone	93,000	3,302	11,938	13%	81,062
Training	263,458	3,908	41,570	16%	221,888
Utilities	125,000	6,199	18,879	15%	106,121
Worker's Compensation	50,000	6,091	45,618	91%	4,382
Contingency	250,000	0	248,258	99%	1,742
TOTAL OPERATING EXPENDITURES	4,019,053	213,198	1,334,661	33%	2,684,392
<u>CAPITAL EXPENDITURES</u>					
FURNITURE:					
Executive Services	1,500	0	0	0	1,500
Information Services	500	0	0	0	500
Geographic Info. Systems	500	0	0	0	500
Customer Info & Assist	15,000	425	425	3%	14,575
Residential	10,000	0	0	0	10,000
Commercial	3,500	0	0	0	3,500
Personal Property	4,500	0	0	0	4,500
Legal	2,000	0	0	0	2,000
EQUIPMENT:					
Information Services	112,000	946	1,189	1%	110,811
CAMA Hardware	15,000	3,840	3,840	26%	11,160
TOTAL CAPITAL EXPENDITURES	164,500	5,211	5,454	3%	159,046

BEXAR APPRAISAL DISTRICT
Summary of All Units
Comparison of Budget and Actual Revenues
For the Three Months Ending 3/31/2024

	2024 BUDGET	CURRENT MONTH	YEAR TO DATE	YTD %	(OVER) UNDER
<u>EMPLOYEE EXPENDITURES:</u>					
Salaries, Regular	12,310,629	954,017	2,903,192	24%	9,407,437
Salaries, Overtime	166,350	22,173	28,104	17%	138,246
Retirement	2,057,710	171,554	529,270	26%	1,528,440
Payroll Taxes	31,428	932	2,346	7%	29,082
Group Medical Insurance	1,984,670	75,710	308,440	16%	1,676,230
Life Insurance	77,345	4,639	13,780	18%	63,565
Medicare Taxes	192,772	14,937	46,338	24%	146,434
TCDRS Retiree COLA	275,000	0	0	0	275,000
Sick Leave Buy Back Fund	50,000	4,495	48,265	97%	1,735
Departure Contingency	70,000	0	53,365	76%	16,635
TOTAL EMPLOYEE EXPENDITURES	17,215,904	1,248,455	3,933,099	23%	13,282,805
<u>CONTRACT SERVICES:</u>					
Valuation Oil & Gas	38,000	0	10,130	27%	27,870
Valuation Telecommunications Accounts	40,000	0	0	0	40,000
Accounting & Auditing	50,000	2,811	6,343	13%	43,657
Legal Services	1,100,000	107,934	265,676	24%	834,324
Consulting Studies	40,000	304	1,452	4%	38,548
Taxpayer Liasion Officer	30,000	941	4,446	15%	25,554
Contract Services Contingency	45,800	31	79	0	45,721
Temporary Services	189,500	7,991	21,344	11%	168,156
TOTAL CONTRACT SERV. EXP	1,533,300	120,012	309,471	20%	1,223,829
<u>INFO. SYSTEMS EXPENDITURES</u>					
Leases	74,580	1,171	17,267	23%	57,313
Software Maintenance	423,330	1,691	259,177	61%	164,153
Hardware Maintenance	43,000	0	12,015	28%	30,985
IS Supplies	60,000	1,947	3,939	7%	56,061
IS Services	35,600	0	1,852	5%	33,748
TOTAL INFO. SYSTEMS EXP.	636,510	4,808	294,250	46%	342,260
<u>PROJECT EXPENDITURES:</u>					
Aerial Maps	240,000	0	240,000	100%	0
Homestead Audit /Outreach	10,000	0	0	0	10,000
Field Device Maintenance	201,156	3,950	178,968	89%	22,188
Server Infrastructure Upgrade	100,000	0	0	0	100,000
Technology Improvements	200,000	0	3,800	2%	196,200
CAMA Software	583,502	0	131,198	22%	452,304
CAMA Enhancements	100,000	0	0	0	100,000
TOTAL PROJECT EXPENDITURES	1,434,658	3,950	553,967	39%	880,691
<u>OTHER EXPENDITURES:</u>					
Board of Directors Expenses	4,000	0	1,233	31%	2,767
Chief Appraiser Expense	8,000	681	1,144	14%	6,856
TOTAL OTHER EXPENDITURES	12,000	681	2,377	20%	9,623

BEXAR APPRAISAL DISTRICT
Summary of All Units
Comparison of Budget and Actual Revenues
For the Three Months Ending 3/31/2024

	<u>2024 BUDGET</u>	<u>CURRENT MONTH</u>	<u>YEAR TO DATE</u>	<u>YTD %</u>	<u>(OVER) UNDER</u>
<u>A.R.B EXPENDITURES</u>					
Compensation	630,000	1,958	85,960	14%	544,040
Training	6,925	0	0	0	6,925
Postage	181,850	101	18,936	10%	162,914
Legal Services	65,000	1,905	1,905	3%	63,095
Contingency	1,500	0	0	0	1,500
TOTAL A.R.B EXPENDITURES	885,275	3,963	106,800	12%	778,475
TOTAL EXPENDITURES	25,901,200	1,600,280	6,540,080	25%	19,361,120
REVENUES OVER EXPENDITURES	0	(4,885,929)	(6,485,931)	0	6,485,931

BEXAR APPRAISAL DISTRICT
STATEMENT OF EXPENDITURES FOR
DESIGNATED CASH FUNDS (MODIFIED ACCRUAL BASIS)
FOR THE MONTH ENDED March 31, 2024

		GENERAL RESTRICTED FUND	
DATE	PAYEE	PURPOSE	AMOUNT
31-Mar	Balance Forward		\$ 3,523,000.00
	ITEMIZED MONTHLY TOTAL		-
	ITEMIZED YTD TOTAL		\$ 3,523,000.00

		GENERAL RESTRICTED ELECTION	
DATE	PAYEE	PURPOSE	AMOUNT
31-Mar	Funds added		\$ 500,000.00
	ITEMIZED MONTHLY TOTAL		-
	ITEMIZED YTD TOTAL		\$ 500,000.00

		DESIGNATED - DIGITAL ORTHOPHOTOGRAPHY	
DATE	PAYEE	PURPOSE	AMOUNT
31-Mar	Balance Forward		\$ 100,000.00
	ITEMIZED MONTHLY TOTAL		-
	ITEMIZED YTD TOTAL		\$ 100,000.00

		DESIGNATED - LITIGATION EXPENSES	
DATE	PAYEE	PURPOSE	AMOUNT
31-Mar	Balance Forward		\$ 700,000.00
	ITEMIZED MONTHLY TOTAL		-
	ITEMIZED YTD TOTAL		\$ 700,000.00

		DESIGNATED - BUILDING CAPITAL	
DATE	PAYEE	PURPOSE	AMOUNT
31-Mar	Balance Forward		\$ 1,000,000.00
	ITEMIZED MONTHLY TOTAL		-
	ITEMIZED YTD TOTAL		\$ 1,000,000.00

		DESIGNATED - RETIREMENT FUNDING	
DATE	PAYEE	PURPOSE	AMOUNT
31-Mar	Balance Forward		\$ 112,654.16
	ITEMIZED MONTHLY TOTAL		-
	ITEMIZED YTD TOTAL		\$ 112,654.16

		DESIGNATED - TECHNOLOGY RESERVE	
DATE	PAYEE	PURPOSE	AMOUNT
31-Mar	Balance Forward		\$ 275,000.00
	ITEMIZED MONTHLY TOTAL		-
	ITEMIZED YTD TOTAL		\$ 275,000.00

		DESIGNATED - Building Upgrades	
DATE	PAYEE	PURPOSE	AMOUNT
31-Mar	Balance Forward		\$ 143,630.00
	ITEMIZED MONTHLY TOTAL		-
	ITEMIZED YTD TOTAL		\$ 143,630.00

		DESIGNATED - Roof Reserve	
DATE	PAYEE	PURPOSE	AMOUNT
31-Mar	Balance Forward		\$ 105,214.00
	ITEMIZED MONTHLY TOTAL		-
	ITEMIZED YTD TOTAL		\$ 105,214.00

		DESIGNATED - Homestead Exemption/Outreach	
DATE	PAYEE	PURPOSE	AMOUNT
31-Mar	Balance Forward		\$ 220,000.00
	ITEMIZED MONTHLY TOTAL		-
	ITEMIZED YTD TOTAL		\$ 220,000.00

		DESIGNATED - COLA Retention	
DATE	PAYEE	PURPOSE	AMOUNT
31-Mar	Balance Forward		\$ 96,891.28
	ITEMIZED MONTHLY TOTAL		-
	ITEMIZED YTD TOTAL		\$ 96,891.28

BEXAR APPRAISAL DISTRICT
Comparison of Current Year
Prior Year-Income Statement
 For the Three Months Ending 3/31/2024

	2024 BUDGET	CURRENT YTD	2023 YTD	CURR MONTH	2023 MONTH
<u>TAXING UNITS</u>					
Alamo Community College District	\$1,882,552	\$941,276	\$757,688	\$470,638	\$378,844
City of Alamo Heights	42,554	21,278	18,394	10,639	9,197
Alamo Heights ISD	412,643	206,322	217,200	103,161	108,600
City of Balcones Heights	11,556	5,778	4,512	2,889	2,256
Bexar County	3,219,990	1,609,996	1,290,284	804,998	645,142
Bexar County Emer Serv Dist#1	9,669	4,834	3,804	2,417	1,902
Bexar County Emer Serv Dist#2	75,388	37,694	29,970	18,847	14,985
Bexar County Emer Serv Dist#3	39,426	19,714	16,326	9,857	8,163
Bexar County Emer Serv Dist#5	19,674	9,838	6,934	4,919	3,467
Bexar County Emer Serv Dist#6	8,532	4,266	3,272	2,133	1,636
Bexar County Flood	281,179	140,590	112,618	70,295	56,309
Bexar County Emer Serv Dist#7	32,317	16,158	12,334	8,079	6,167
Bexar County Emer Serv Dist#8	10,264	5,132	3,946	2,566	1,973
Bexar County Emer Serv Dist#4	13,030	6,516	5,304	3,258	2,652
Bexar County Emer Serv Dist#10	13,495	6,748	5,068	3,374	2,534
Boerne ISD	166,443	83,222	89,700	41,611	44,850
Bexar County Emer Serv Dist#11	11,815	5,908	4,702	2,954	2,351
Bexar County Emer Serv Dist#12	8,713	4,356	3,202	2,178	1,601
City of Castle Hills	25,181	12,590	10,006	6,295	5,003
City of China Grove	2,068	1,034	850	517	425
Cibolo Canyon	46,510	23,256	17,082	11,628	8,541
Comal ISD	196,097	98,048	108,412	49,024	54,206
City of Converse	59,178	29,590	22,670	14,795	11,335
Crosswinds at South Lake SID	4,757	2,378	1,288	1,189	644
East Central ISD	346,252	173,126	166,368	86,563	83,184
Edgewood ISD	122,260	61,130	59,186	30,565	29,593
City of Elmendorf	4,990	2,496	1,902	1,248	951
City of Fair Oaks Ranch	24,767	12,384	10,572	6,192	5,286
Floresville ISD	155	78	70	39	35
City of Grey Forest	336	168	142	84	71
Harlandale ISD	163,651	81,826	85,044	40,913	42,522
City of Helotes	25,750	12,876	10,702	6,438	5,351
Hill Country Village	3,542	1,772	1,464	886	732
Town of Hollywood Park	18,588	9,294	7,962	4,647	3,981
Judson ISD	786,170	393,086	409,086	196,543	204,543
City of Kirby	17,451	8,726	7,502	4,363	3,751
City of Leon Valley	33,144	16,572	14,412	8,286	7,206
City of Live Oak	40,228	20,114	17,248	10,057	8,624
City of Lytle	26	14	12	7	6
Medina Valley ISD	165,486	82,744	68,718	41,372	34,359
Northeast ISD	2,629,167	1,314,584	1,414,584	657,292	707,292
Northside ISD	3,962,442	1,981,222	2,092,248	990,611	1,046,124
City of Olmos Park	21,174	10,588	8,092	5,294	4,046
City of San Antonio	4,318,829	2,159,414	1,798,000	1,079,707	899,000
San Antonio ISD	1,689,791	844,896	850,152	422,448	425,076
San Antonio MUD #1	1,267	634	756	317	378
San Antonio River Authority	240,435	120,218	97,886	60,109	48,943

BEXAR APPRAISAL DISTRICT
Comparison of Current Year
Prior Year-Income Statement
For the Three Months Ending 3/31/2024

	2024 BUDGET	CURRENT YTD	2023 YTD	CURR MONTH	2023 MONTH
City of Sandy Oaks	3,025	1,512	1,240	756	620
City of Schertz	17,606	8,804	7,018	4,402	3,509
Schertz-Cibolo-Univ City ISD	76,164	38,082	38,808	19,041	19,404
City of Selma	11,117	5,558	4,512	2,779	2,256
City of Shavano Park	25,827	12,914	10,348	6,457	5,174
City of Somerset	5,326	2,664	2,126	1,332	1,063
Somerset ISD	32,859	16,430	17,236	8,215	8,618
South San Antonio ISD	160,523	80,262	78,146	40,131	39,073
Southside ISD	138,780	69,390	64,052	34,695	32,026
Southwest ISD	402,870	201,414	186,344	100,707	93,172
City of St. Hedwig	6,437	3,218	2,552	1,609	1,276
City of Terrell Hills	37,099	18,550	15,534	9,275	7,767
Universal City	55,636	27,818	23,864	13,909	11,932
University Health System	3,621,541	1,810,758	1,478,176	905,379	739,088
Westside 211 SID	9,230	4,616	3,236	2,308	1,618
City of Windcrest	20,372	10,186	8,294	5,093	4,147
Clear Water Creek SID	26	14	0	7	0
Stolte Ranch SID	672	336	154	168	77
Tally Road SID	853	426	94	213	47
Westpoint SID	9,669	4,834	1,972	2,417	986
Redbird Ranch	5,248	2,624	826	1,312	413
Bexar County Emer Serv Dist#9	2,017	1,008	816	504	408
Tres Laurels SID	52	26	24	13	12
Landon Ridge SID	465	232	190	116	95
Lemon Creek SID	207	104	70	52	35
Briggs Ranch SID	388	194	94	97	47
Saphire Grove SID	129	64	0	32	0
Grace Gardens SID	78	40	0	20	0
Briggs Ranch II SID	52	26	0	13	0
TOTAL TAX UNIT LEVY	25,853,200	12,926,588	11,813,400	6,463,294	5,906,700
Other Revenues	20,000	51,342	30,908	0	0
Other Revenues - Information Systems	8,000	1,038	782	389	347
Interest Revenues	20,000	47,043	47,779	22,526	16,304
TOTAL OTHER REVENUES	48,000	99,422	79,470	22,915	16,651
TOTAL REVENUES COLLECTED	25,901,200	13,026,010	11,892,870	6,486,209	5,923,351

BEXAR APPRAISAL DISTRICT
Comparison of Current Year
Prior Year-Income Statement
For the Three Months Ending 3/31/2024

	2024 BUDGET	CURRENT YTD	2023 YTD	CURR MONTH	2023 MONTH
<u>OPERATING EXPENDITURES</u>					
Advertising Public Notices	63,000	8,870	6,619	5,786	5,260
Auto Allowance	892,800	230,814	162,991	76,976	55,548
Stipend	32,000	5,249	4,250	2,084	1,417
Copier Costs	47,981	9,099	8,002	3,127	2,828
Copier, FAX, & Printer Supplies	54,445	6,177	6,427	2,272	1,660
Employee Recognition/Awards	50,000	8,601	7,693	1,367	0
Equipment Maintenance	350	0	0	0	0
Forms Creation	366,775	61,227	22,754	24,043	0
General Insurance	45,000	42,905	41,912	0	0
Map Production & Supplies	4,550	118	0	0	0
Mileage Reimbursements	4,000	87	114	48	72
Office Building Expense	250,000	74,574	69,045	24,736	34,312
Offsite Storage	25,000	5,101	5,713	1,791	1,610
Office Supplies	84,980	24,636	16,756	9,289	10,841
Postage	694,362	362,844	335,971	2,107	21,105
Professional Dues	29,402	8,228	7,790	719	1,880
Publications	292,950	66,359	34,777	23,449	4,792
Security	300,000	53,512	36,348	15,906	16,115
Telephone	93,000	11,938	16,266	3,302	6,626
Training	263,458	41,570	65,256	3,908	14,076
Utilities	125,000	18,879	18,285	6,199	5,652
Worker's Compensation	50,000	45,618	36,750	6,091	(50)
Contingency	250,000	248,258	250,000	0	0
TOTAL OPERATING EXPENDITURES	4,019,053	1,334,661	1,153,720	213,198	183,744
<u>CAPITAL EXPENDITURES</u>					
FURNITURE:					
Executive Services	1,500	0	0	0	0
Information Services	500	0	777	0	0
Geographic Info. Systems	500	0	0	0	0
Customer Info & Assist	15,000	425	0	425	0
Residential	10,000	0	0	0	0
Commercial	3,500	0	0	0	0
Personal Property	4,500	0	0	0	0
Legal	2,000	0	0	0	0
EQUIPMENT:					
Information Services	112,000	1,189	29,939	946	18,532
CAMA Hardware	15,000	3,840	0	3,840	0
TOTAL CAPITAL EXPENDITURES	164,500	5,454	30,716	5,211	18,532

BEXAR APPRAISAL DISTRICT
Comparison of Current Year
Prior Year-Income Statement
For the Three Months Ending 3/31/2024

	2024 BUDGET	CURRENT YTD	2023 YTD	CURR MONTH	2023 MONTH
<u>EMPLOYEE EXPENDITURES:</u>					
Salaries, Regular	12,310,629	2,903,192	2,506,107	954,017	851,503
Salaries, Overtime	166,350	28,104	41,649	22,173	22,816
Retirement	2,057,710	529,270	513,094	171,554	154,898
Payroll Taxes	31,428	2,346	1,113	932	81
Group Medical Insurance	1,984,670	308,440	292,183	75,710	95,469
Life Insurance	77,345	13,780	8,193	4,639	4,121
Medicare Taxes	192,772	46,338	38,920	14,937	13,565
TCDRS Retiree COLA	275,000	0	0	0	0
Sick Leave Buy Back Fund	50,000	48,265	19,581	4,495	10,958
Departure Contingency	70,000	53,365	14,127	0	12,229
TOTAL EMPLOYEE EXPENDITURES	17,215,904	3,933,099	3,434,966	1,248,455	1,165,640
<u>CONTRACT SERVICES:</u>					
Valuation Oil & Gas	38,000	10,130	9,466	0	0
Valuation Telecommunications Accounts	40,000	0	0	0	0
Accounting & Auditing	50,000	6,343	5,537	2,811	887
Legal Services	1,100,000	265,676	192,190	107,934	110,378
Consulting Studies	40,000	1,452	912	304	304
Taxpayer Liasion Officer	30,000	4,446	3,764	941	2,117
Contract Services Contingency	45,800	79	591	31	266
Temporary Services	189,500	21,344	6,999	7,991	4,079
TOTAL CONTRACT SERV. EXP	1,533,300	309,471	219,459	120,012	118,031
<u>INFO. SYSTEMS EXPENDITURES</u>					
Leases	74,580	17,267	12,855	1,171	1,050
Software Maintenance	423,330	259,177	274,375	1,691	12,548
Hardware Maintenance	43,000	12,015	6,686	0	0
IS Supplies	60,000	3,939	7,871	1,947	1,662
IS Services	35,600	1,852	2,798	0	899
TOTAL INFO. SYSTEMS EXP.	636,510	294,250	304,583	4,808	16,159
<u>PROJECT EXPENDITURES:</u>					
Aerial Maps	240,000	240,000	3,397	0	3,397
Homestead Audit /Outreach	10,000	0	0	0	0
Field Device Maintenance	201,156	178,968	154,406	3,950	3,894
Server Infrastructure Upgrade	100,000	0	0	0	0
Technology Improvements	200,000	3,800	0	0	0
CAMA Software	583,502	131,198	120,644	0	0
CAMA Enhancements	100,000	0	0	0	0
TOTAL PROJECT EXPENDITURES	1,434,658	553,967	278,447	3,950	7,292
<u>OTHER EXPENDITURES:</u>					
Board of Directors Expenses	4,000	1,233	2,944	0	549
Chief Appraiser Expense	8,000	1,144	2,537	681	1,296
TOTAL OTHER EXPENDITURES	12,000	2,377	5,481	681	1,845

*BEXAR APPRAISAL DISTRICT
Comparison of Current Year
Prior Year-Income Statement
For the Three Months Ending 3/31/2024*

	2024 BUDGET	CURRENT YTD	2023 YTD	CURR MONTH	2023 MONTH
<u>A.R.B EXPENDITURES</u>					
Compensation	630,000	85,960	32,135	1,958	6,465
Training	6,925	0	5,450	0	2,650
Postage	181,850	18,936	4,576	101	2,777
Legal Services	65,000	1,905	3,700	1,905	3,700
Contingency	1,500	0	0	0	0
TOTAL A.R.B EXPENDITURES	885,275	106,800	45,861	3,963	15,592
TOTAL EXPENDITURES	25,901,200	6,540,080	5,473,233	1,600,280	1,526,834
REVENUES OVER EXPENDITURES	0	(6,485,931)	(6,419,637)	(4,885,929)	(4,396,517)

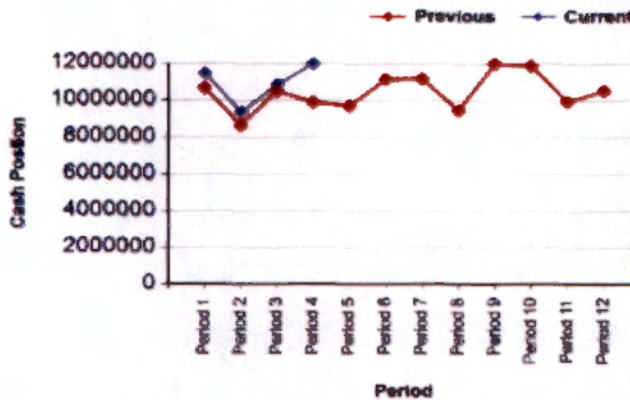
BEXAR APPRAISAL DISTRICT
Funds Investment Report
4/30/2024

Cash - Operating Account	\$	1,677,833.38	<u>% RATE</u>	<table border="1"> <tr> <th colspan="2">Other Rate Comparisons</th> </tr> <tr> <td><u>TexPool</u></td> <td><u>90 day T-Bill</u></td> </tr> <tr> <td>5.31%</td> <td>5.26%</td> </tr> </table>		Other Rate Comparisons		<u>TexPool</u>	<u>90 day T-Bill</u>	5.31%	5.26%
Other Rate Comparisons											
<u>TexPool</u>	<u>90 day T-Bill</u>										
5.31%	5.26%										
	\$	10,310,429.71	0%								
Total Deposits	\$	11,988,263.09	3.27%								
Pledged Collateral:											
FDIC	\$	250,000.00	Year-To-Date Interest Earned	\$	94,458.64						
FMV	\$	13,563,197.22									
Total Collateral	\$	13,813,197.22									
Collateral Over (Under)	\$	1,824,934.13	113% FMV Less FDIC	per investment Policy							

Cash Position

This Period	Current	Previous	Change	% Change
vs. Last Period	\$ 11,988,263.00	\$ 10,837,382.00	\$ 1,150,881.00	10.62%
vs. This Period Last Year	\$ 11,988,263.00	\$ 9,887,352.00	\$ 2,100,911.00	21.25%

Cash Position Detail



Signed by: *Cynthia Khoo*
Investment Officer for Bexar Appraisal District

This report and the investments represented are in compliance with the District's Investment Policy, GAAP, and the Public Funds Investment Act, Chapter 2256, Government Code.

Most recent 10 hour training course completed: August 2022 with TML



Bexar Appraisal District
Balance Sheet
 As of 4/30/2024

	<u>February</u>	<u>March</u>	<u>April</u>
ASSETS			
Cash and Short Term Investments	\$9,332,354.04	\$10,837,382.06	\$11,988,263.09
Accounts Receivable	27,838.00	3,408,533.00	28,519.00
Prepaid Expenses	68,922.40	68,922.40	68,922.40
Total Current Assets	9,429,114.44	14,314,837.46	12,085,704.49
General Fixed Assets	4,636,800.67	4,636,800.67	4,636,800.67
Fixed Assets-Building	5,749,539.13	5,749,539.13	5,749,539.13
Non-Current Portion Sick & Vacation	1,333,236.29	1,333,236.29	1,333,236.29
Total Non- Current Assets	11,719,576.09	11,719,576.09	11,719,576.09
Total Assets	21,148,690.53	26,034,413.55	23,805,280.58
LIABILITIES			
Accounts Payable	245,177.42	244,890.95	242,795.60
Total Current Liabilities	245,177.42	244,890.95	242,795.60
Non-Current Sick & Vacation Accrual	1,333,236.29	1,333,236.29	1,333,236.29
Total Liabilities	1,578,413.71	1,578,127.24	1,576,031.89
Equity			
Investment in Fixed Assets-Building	5,749,539.13	5,749,539.13	5,749,539.13
Investment in Fixed Assets	4,636,800.67	4,636,800.67	4,636,800.67
General Restricted Reserve Fund	3,523,000.00	3,523,000.00	3,523,000.00
Designated - Digital Orthophotography	100,000.00	100,000.00	100,000.00
Designated - Litigation Expenses	700,000.00	700,000.00	700,000.00
Designated - Retirement Funding	112,654.16	112,654.16	112,654.16
Designated - Technology Reserve	275,000.00	275,000.00	275,000.00
Designated - Homestead Audit/ Outreach	220,000.00	220,000.00	220,000.00
Designated - Building Upgrades	143,630.00	143,630.00	143,630.00
Designated - Roof Reserve	105,214.00	105,214.00	105,214.00
Designated- Election	500,000.00	500,000.00	500,000.00
Reserved for Building - Capital	1,000,000.00	1,000,000.00	1,000,000.00
Reserved for COLA Retention	96,891.28	96,891.28	96,891.28
Unreserved Funds	783,998.05	783,998.05	783,998.05
Net Profit/(Loss)	1,600,001.19	6,485,930.68	4,268,910.89
Total Equity	19,546,728.48	24,432,657.97	22,215,638.18
Total Liabilities and Equity	\$21,125,142.19	\$26,010,785.21	\$23,791,670.07

BEXAR APPRAISAL DISTRICT
Summary of All Units
Comparison of Budget and Actual Revenues
For the Four Months Ending 4/30/2024

	<u>2024</u> <u>BUDGET</u>	<u>CURRENT</u> <u>MONTH</u>	<u>YEAR TO</u> <u>DATE</u>	<u>YTD</u> <u>%</u>	<u>(OVER)</u> <u>UNDER</u>
<u>TAXING UNITS</u>					
Alamo Community College District	\$1,882,552	\$0	\$941,276	(50%)	\$941,276
City of Alamo Heights	42,554	0	21,278	(50%)	21,276
Alamo Heights ISD	412,643	0	206,322	(50%)	206,321
City of Balcones Heights	11,556	0	5,778	(50%)	5,778
Bexar County	3,219,990	0	1,609,996	(50%)	1,609,994
Bexar County Emer Serv Dist#1	9,669	0	4,834	(50%)	4,835
Bexar County Emer Serv Dist#2	75,388	0	37,694	(50%)	37,694
Bexar County Emer Serv Dist#3	39,426	0	19,714	(50%)	19,712
Bexar County Emer Serv Dist#5	19,674	0	9,838	(50%)	9,836
Bexar County Emer Serv Dist#6	8,532	0	4,266	(50%)	4,266
Bexar County Flood	281,179	0	140,590	(50%)	140,589
Bexar County Emer Serv Dist#7	32,317	0	16,158	(50%)	16,159
Bexar County Emer Serv Dist#8	10,264	0	5,132	(50%)	5,132
Bexar County Emer Serv Dist#4	13,030	0	6,516	(50%)	6,514
Bexar County Emer Serv Dist#10	13,495	0	6,748	(50%)	6,747
Boerne ISD	166,443	0	83,222	(50%)	83,221
Bexar County Emer Serv Dist#11	11,815	0	5,908	(50%)	5,907
Bexar County Emer Serv Dist#12	8,713	0	4,356	(50%)	4,357
City of Castle Hills	25,181	0	12,590	(50%)	12,591
City of China Grove	2,068	0	1,034	(50%)	1,034
Cibolo Canyon	46,510	0	23,256	(50%)	23,254
Comal ISD	196,097	0	98,048	(50%)	98,049
City of Converse	59,178	0	29,590	(50%)	29,588
Crosswinds at South Lake SID	4,757	0	2,378	(50%)	2,379
East Central ISD	346,252	0	173,126	(50%)	173,126
Edgewood ISD	122,260	0	61,130	(50%)	61,130
City of Elmendorf	4,990	0	2,496	(50%)	2,494
City of Fair Oaks Ranch	24,767	0	12,384	(50%)	12,383
Floresville ISD	155	0	78	(50%)	77
City of Grey Forest	336	0	168	(50%)	168
Harlandale ISD	163,651	0	81,826	(50%)	81,825
City of Helotes	25,750	0	12,876	(50%)	12,874
Hill Country Village	3,542	0	1,772	(50%)	1,770
Town of Hollywood Park	18,588	0	9,294	(50%)	9,294
Judson ISD	786,170	0	393,086	(50%)	393,084
City of Kirby	17,451	0	8,726	(50%)	8,725
City of Leon Valley	33,144	0	16,572	(50%)	16,572
City of Live Oak	40,228	0	20,114	(50%)	20,114
City of Lytle	26	0	14	(54%)	12
Medina Valley ISD	165,486	0	82,744	(50%)	82,742
Northeast ISD	2,629,167	0	1,314,584	(50%)	1,314,583
Northside ISD	3,962,442	0	1,981,222	(50%)	1,981,220
City of Olmos Park	21,174	0	10,588	(50%)	10,586
City of San Antonio	4,318,829	0	2,159,414	(50%)	2,159,415
San Antonio ISD	1,689,791	0	844,896	(50%)	844,895
San Antonio MUD #1	1,267	0	634	(50%)	633
San Antonio River Authority	240,435	0	120,218	(50%)	120,217
City of Sandy Oaks	3,025	0	1,512	(50%)	1,513

BEXAR APPRAISAL DISTRICT
Summary of All Units
Comparison of Budget and Actual Revenues
For the Four Months Ending 4/30/2024

	2024 BUDGET	CURRENT MONTH	YEAR TO DATE	YTD %	(OVER) UNDER
City of Schertz	17,606	0	8,804	(50%)	8,802
Schertz-Cibolo-Univ City ISD	76,164	0	38,082	(50%)	38,082
City of Selma	11,117	0	5,558	(50%)	5,559
City of Shavano Park	25,827	0	12,914	(50%)	12,913
City of Somerset	5,326	0	2,664	(50%)	2,662
Somerset ISD	32,859	0	16,430	(50%)	16,429
South San Antonio ISD	160,523	0	80,262	(50%)	80,261
Southside ISD	138,780	0	69,390	(50%)	69,390
Southwest ISD	402,870	0	201,414	(50%)	201,456
City of St. Hedwig	6,437	0	3,218	(50%)	3,219
City of Terrell Hills	37,099	0	18,550	(50%)	18,549
Universal City	55,636	0	27,818	(50%)	27,818
University Health System	3,621,541	0	1,810,758	(50%)	1,810,783
Westside 211 SID	9,230	0	4,616	(50%)	4,614
City of Windcrest	20,372	0	10,186	(50%)	10,186
Clear Water Creek SID	26	0	14	(54%)	12
Stolte Ranch SID	672	0	336	(50%)	336
Tally Road SID	853	0	426	(50%)	427
Westpoint SID	9,669	0	4,834	(50%)	4,835
Redbird Ranch	5,248	0	2,624	(50%)	2,624
Bexar County Emer Serv Dist#9	2,017	0	1,008	(50%)	1,009
Tres Laurels SID	52	0	26	(50%)	26
Landon Ridge SID	465	0	232	(50%)	233
Lemon Creek SID	207	0	104	(50%)	103
Briggs Ranch SID	388	0	194	(50%)	194
Saphire Grove SID	129	0	64	(50%)	65
Grace Gardens SID	78	0	40	(51%)	38
Briggs Ranch II SID	52	0	26	(50%)	26
TOTAL TAX UNIT LEVY	25,853,200	0	12,926,588	50%	12,926,612
Other Revenues	20,000	62,827	114,169	(571%)	(94,169)
Other Revenues - Information Systems	8,000	67	1,105	(14%)	6,895
Interest Revenues	20,000	47,416	94,459	(472%)	(74,459)
TOTAL OTHER REVENUES	48,000	110,310	209,732	437%	(161,732)
TOTAL REVENUES COLLECTED	25,901,200	110,310	13,136,320	51%	12,764,880

BEXAR APPRAISAL DISTRICT
Summary of All Units
Comparison of Budget and Actual Revenues
For the Four Months Ending 4/30/2024

	<u>2024</u> <u>BUDGET</u>	<u>CURRENT</u> <u>MONTH</u>	<u>YEAR TO</u> <u>DATE</u>	<u>YTD</u> <u>%</u>	<u>(OVER)</u> <u>UNDER</u>
<u>OPERATING EXPENDITURES</u>					
Advertising Public Notices	63,000	11,585	20,455	32%	42,545
Auto Allowance	892,800	78,467	309,280	35%	583,520
Stipend	32,000	2,209	7,458	23%	24,542
Copier Costs	47,981	1,089	10,188	21%	37,793
Copier, FAX, & Printer Supplies	54,445	4,631	10,808	20%	43,637
Employee Recognition/Awards	50,000	3,002	11,603	23%	38,397
Equipment Maintenance	350	0	0	0	350
Forms Creation	366,775	3,672	64,899	18%	301,876
General Insurance	45,000	0	42,905	95%	2,095
Map Production & Supplies	4,550	118	236	5%	4,314
Mileage Reimbursements	4,000	51	138	3%	3,862
Office Building Expense	250,000	11,550	86,124	34%	163,876
Offsite Storage	25,000	1,684	6,785	27%	18,215
Office Supplies	84,980	2,595	27,231	32%	57,749
Postage	694,362	48,401	411,245	59%	283,117
Professional Dues	29,402	2,160	10,388	35%	19,014
Publications	292,950	9,136	75,494	26%	217,456
Security	300,000	15,279	68,791	23%	231,210
Telephone	93,000	5,264	17,202	18%	75,798
Training	263,458	8,840	50,410	19%	213,048
Utilities	125,000	6,117	24,995	20%	100,005
Worker's Compensation	50,000	(50)	45,568	91%	4,432
Contingency	250,000	0	248,258	99%	1,742
TOTAL OPERATING EXPENDITURES	4,019,053	215,800	1,550,462	39%	2,468,591
<u>CAPITAL EXPENDITURES</u>					
FURNITURE:					
Executive Services	1,500	0	0	0	1,500
Information Services	500	0	0	0	500
Geographic Info. Systems	500	0	0	0	500
Customer Info & Assist	15,000	7,970	8,395	56%	6,605
Residential	10,000	694	694	7%	9,306
Commercial	3,500	1,385	1,385	40%	2,115
Personal Property	4,500	0	0	0	4,500
Legal	2,000	469	469	23%	1,531
EQUIPMENT:					
Information Services	112,000	0	1,189	1%	110,811
CAMA Hardware	15,000	0	3,840	26%	11,160
TOTAL CAPITAL EXPENDITURES	164,500	10,518	15,972	10%	148,528

BEXAR APPRAISAL DISTRICT
Summary of All Units
Comparison of Budget and Actual Revenues
For the Four Months Ending 4/30/2024

	<u>2024</u> <u>BUDGET</u>	<u>CURRENT</u> <u>MONTH</u>	<u>YEAR TO</u> <u>DATE</u>	<u>YTD</u> <u>%</u>	<u>(OVER)</u> <u>UNDER</u>
<u>EMPLOYEE EXPENDITURES:</u>					
Salaries, Regular	12,310,629	961,848	3,865,040	31%	8,445,589
Salaries, Overtime	166,350	3,886	31,990	19%	134,360
Retirement	2,057,710	170,191	699,461	34%	1,358,249
Payroll Taxes	31,428	19,579	21,925	70%	9,503
Group Medical Insurance	1,984,670	114,977	423,418	21%	1,561,252
Life Insurance	77,345	4,111	17,891	23%	59,454
Medicare Taxes	192,772	14,940	61,278	32%	131,494
TCDRS Retiree COLA	275,000	0	0	0	275,000
Sick Leave Buy Back Fund	50,000	4,747	53,012	106%	(3,012)
Departure Contingency	70,000	701	54,066	77%	15,934
TOTAL EMPLOYEE EXPENDITURES	17,215,904	1,294,981	5,228,080	30%	11,987,824
<u>CONTRACT SERVICES:</u>					
Valuation Oil & Gas	38,000	24,601	34,731	91%	3,269
Valuation Telecommunications Accounts	40,000	0	0	0	40,000
Accounting & Auditing	50,000	20,166	26,509	53%	23,491
Legal Services	1,100,000	115,273	380,949	35%	719,051
Consulting Studies	40,000	304	1,756	4%	38,244
Taxpayer Liasion Officer	30,000	1,647	6,093	20%	23,907
Contract Services Contingency	45,800	45	124	0	45,676
Temporary Services	189,500	28,394	49,739	26%	139,761
TOTAL CONTRACT SERV. EXP	1,533,300	190,430	499,901	33%	1,033,399
<u>INFO. SYSTEMS EXPENDITURES</u>					
Leases	74,580	591	17,858	24%	56,722
Software Maintenance	423,330	62,220	321,396	76%	101,934
Hardware Maintenance	43,000	0	12,015	28%	30,985
IS Supplies	60,000	369	4,308	7%	55,692
IS Services	35,600	873	2,725	8%	32,875
TOTAL INFO. SYSTEMS EXP.	636,510	64,052	358,302	56%	278,208
<u>PROJECT EXPENDITURES:</u>					
Aerial Maps	240,000	0	240,000	100%	0
Homestead Audit /Outreach	10,000	0	0	0	10,000
Field Device Maintenance	201,156	3,950	182,919	91%	18,237
Server Infrastructure Upgrade	100,000	0	0	0	100,000
Technology Improvements	200,000	0	3,800	2%	196,200
CAMA Software	583,502	112,894	244,092	42%	339,410
CAMA Enhancements	100,000	0	0	0	100,000
TOTAL PROJECT EXPENDITURES	1,434,658	116,844	670,811	47%	763,847
<u>OTHER EXPENDITURES:</u>					
Board of Directors Expenses	4,000	0	1,233	31%	2,767
Chief Appraiser Expense	8,000	585	1,729	22%	6,271
TOTAL OTHER EXPENDITURES	12,000	585	2,962	25%	9,038

BEXAR APPRAISAL DISTRICT
Summary of All Units
Comparison of Budget and Actual Revenues
For the Four Months Ending 4/30/2024

	<u>2024</u> <u>BUDGET</u>	<u>CURRENT</u> <u>MONTH</u>	<u>YEAR TO</u> <u>DATE</u>	<u>YTD</u> <u>%</u>	<u>(OVER)</u> <u>UNDER</u>
<u>A.R.B EXPENDITURES</u>					
Compensation	630,000	26,795	112,755	18%	517,245
Training	6,925	2,900	2,900	42%	4,025
Postage	181,850	1,591	20,526	11%	161,324
Legal Services	65,000	0	1,905	3%	63,095
Contingency	1,500	0	0	0	1,500
TOTAL A.R.B EXPENDITURES	885,275	31,286	138,086	16%	747,189
TOTAL EXPENDITURES	25,901,200	1,924,496	8,464,576	33%	17,436,624
REVENUES OVER EXPENDITURES	0	1,814,186	(4,671,745)	0	4,671,745

BEAR APPRAISAL DISTRICT
STATEMENT OF EXPENDITURES FOR
DESIGNATED CASH FUNDS (MODIFIED ACCRUAL BASIS)
FOR THE MONTH ENDED April 30, 2024

		GENERAL RESTRICTED FUND	
DATE	PAYEE	PURPOSE	AMOUNT
30-Apr	Balance Forward		\$ 3,523,000.00
	ITEMIZED MONTHLY TOTAL		-
	ITEMIZED YTD TOTAL		\$ 3,523,000.00

		GENERAL RESTRICTED ELECTION	
DATE	PAYEE	PURPOSE	AMOUNT
30-Apr	Funds added		\$ 500,000.00
	ITEMIZED MONTHLY TOTAL		-
	ITEMIZED YTD TOTAL		\$ 500,000.00

		DESIGNATED - DIGITAL ORTHOPHOTOGRAPHY	
DATE	PAYEE	PURPOSE	AMOUNT
30-Apr	Balance Forward		\$ 100,000.00
	ITEMIZED MONTHLY TOTAL		-
	ITEMIZED YTD TOTAL		\$ 100,000.00

		DESIGNATED - LITIGATION EXPENSES	
DATE	PAYEE	PURPOSE	AMOUNT
30-Apr	Balance Forward		\$ 700,000.00
	ITEMIZED MONTHLY TOTAL		-
	ITEMIZED YTD TOTAL		\$ 700,000.00

		DESIGNATED - BUILDING CAPITAL	
DATE	PAYEE	PURPOSE	AMOUNT
30-Apr	Balance Forward		\$ 1,000,000.00
	ITEMIZED MONTHLY TOTAL		-
	ITEMIZED YTD TOTAL		\$ 1,000,000.00

		DESIGNATED - RETIREMENT FUNDS	
DATE	PAYEE	PURPOSE	AMOUNT
30-Apr	Balance Forward		\$ 112,654.16
	ITEMIZED MONTHLY TOTAL		-
	ITEMIZED YTD TOTAL		\$ 112,654.16

		DESIGNATED - TECHNOLOGY RESERVE	
DATE	PAYEE	PURPOSE	AMOUNT
30-Apr	Balance Forward		\$ 275,000.00
	ITEMIZED MONTHLY TOTAL		-
	ITEMIZED YTD TOTAL		\$ 275,000.00

		DESIGNATED - Building Upgrades	
DATE	PAYEE	PURPOSE	AMOUNT
30-Apr	Balance Forward		\$ 143,630.00
	ITEMIZED MONTHLY TOTAL		-
	ITEMIZED YTD TOTAL		\$ 143,630.00

		DESIGNATED - Roof Reserve	
DATE	PAYEE	PURPOSE	AMOUNT
30-Apr	Balance Forward		\$ 105,214.00
	ITEMIZED MONTHLY TOTAL		-
	ITEMIZED YTD TOTAL		\$ 105,214.00

		DESIGNATED - Homestead Exemption/Outreach	
DATE	PAYEE	PURPOSE	AMOUNT
30-Apr	Balance Forward		\$ 220,000.00
	ITEMIZED MONTHLY TOTAL		-
	ITEMIZED YTD TOTAL		\$ 220,000.00

		DESIGNATED - COFA Retention	
DATE	PAYEE	PURPOSE	AMOUNT
30-Apr	Balance Forward		\$ 96,891.28
	ITEMIZED MONTHLY TOTAL		-
	ITEMIZED YTD TOTAL		\$ 96,891.28

BEXAR APPRAISAL DISTRICT
Comparison of Current Year
Prior Year-Income Statement
For the Four Months Ending 4/30/2024

	2024 BUDGET	CURRENT YTD	2023 YTD	CURR MONTH	2023 MONTH
<u>TAXING UNITS</u>					
Alamo Community College District	\$1,882,552	\$941,276	\$757,688	\$0	\$0
City of Alamo Heights	42,554	21,278	18,394	0	0
Alamo Heights ISD	412,643	206,322	217,200	0	0
City of Balcones Heights	11,556	5,778	4,512	0	0
Bexar County	3,219,990	1,609,996	1,290,284	0	0
Bexar County Emer Serv Dist#1	9,669	4,834	3,804	0	0
Bexar County Emer Serv Dist#2	75,388	37,694	29,970	0	0
Bexar County Emer Serv Dist#3	39,426	19,714	16,326	0	0
Bexar County Emer Serv Dist#5	19,674	9,838	6,934	0	0
Bexar County Emer Serv Dist#6	8,532	4,266	3,272	0	0
Bexar County Flood	281,179	140,590	112,618	0	0
Bexar County Emer Serv Dist#7	32,317	16,158	12,334	0	0
Bexar County Emer Serv Dist#8	10,264	5,132	3,946	0	0
Bexar County Emer Serv Dist#4	13,030	6,516	5,304	0	0
Bexar County Emer Serv Dist#10	13,495	6,748	5,068	0	0
Boerne ISD	166,443	83,222	89,700	0	0
Bexar County Emer Serv Dist#11	11,815	5,908	4,702	0	0
Bexar County Emer Serv Dist#12	8,713	4,356	3,202	0	0
City of Castle Hills	25,181	12,590	10,006	0	0
City of China Grove	2,068	1,034	850	0	0
Cibolo Canyon	46,510	23,256	17,082	0	0
Comal ISD	196,097	98,048	108,412	0	0
City of Converse	59,178	29,590	22,670	0	0
Crosswinds at South Lake SID	4,757	2,378	1,288	0	0
East Central ISD	346,252	173,126	166,368	0	0
Edgewood ISD	122,260	61,130	59,186	0	0
City of Elmendorf	4,990	2,496	1,902	0	0
City of Fair Oaks Ranch	24,767	12,384	10,572	0	0
Floresville ISD	155	78	70	0	0
City of Grey Forest	336	168	142	0	0
Harlandale ISD	163,651	81,826	85,044	0	0
City of Helotes	25,750	12,876	10,702	0	0
Hill Country Village	3,542	1,772	1,464	0	0
Town of Hollywood Park	18,588	9,294	7,962	0	0
Judson ISD	786,170	393,086	409,086	0	0
City of Kirby	17,451	8,726	7,502	0	0
City of Leon Valley	33,144	16,572	14,412	0	0
City of Live Oak	40,228	20,114	17,248	0	0
City of Lytle	26	14	12	0	0
Medina Valley ISD	165,486	82,744	68,718	0	0
Northeast ISD	2,629,167	1,314,584	1,414,584	0	0
Northside ISD	3,962,442	1,981,222	2,092,248	0	0
City of Olmos Park	21,174	10,588	8,092	0	0
City of San Antonio	4,318,829	2,159,414	1,798,000	0	0
San Antonio ISD	1,689,791	844,896	850,152	0	0
San Antonio MUD #1	1,267	634	756	0	0

BEXAR APPRAISAL DISTRICT
Comparison of Current Year
Prior Year-Income Statement
For the Four Months Ending 4/30/2024

	2024 BUDGET	CURRENT YTD	2023 YTD	CURR MONTH	2023 MONTH
San Antonio River Authority	240,435	120,218	97,886	0	0
City of Sandy Oaks	3,025	1,512	1,240	0	0
City of Schertz	17,606	8,804	7,018	0	0
Schertz-Cibolo-Univ City ISD	76,164	38,082	38,808	0	0
City of Selma	11,117	5,558	4,512	0	0
City of Shavano Park	25,827	12,914	10,348	0	0
City of Somerset	5,326	2,664	2,126	0	0
Somerset ISD	32,859	16,430	17,236	0	0
South San Antonio ISD	160,523	80,262	78,146	0	0
Southside ISD	138,780	69,390	64,052	0	0
Southwest ISD	402,870	201,414	186,344	0	0
City of St. Hedwig	6,437	3,218	2,552	0	0
City of Terrell Hills	37,099	18,550	15,534	0	0
Universal City	55,636	27,818	23,864	0	0
University Health System	3,621,541	1,810,758	1,478,176	0	0
Westside 211 SID	9,230	4,616	3,236	0	0
City of Windcrest	20,372	10,186	8,294	0	0
Clear Water Creek SID	26	14	0	0	0
Stolte Ranch SID	672	336	154	0	0
Tally Road SID	853	426	94	0	0
Westpoint SID	9,669	4,834	1,972	0	0
Redbird Ranch	5,248	2,624	826	0	0
Bexar County Emer Serv Dist#9	2,017	1,008	816	0	0
Tres Laurels SID	52	26	24	0	0
Landon Ridge SID	465	232	190	0	0
Lemon Creek SID	207	104	70	0	0
Briggs Ranch SID	388	194	94	0	0
Saphire Grove SID	129	64	0	0	0
Grace Gardens SID	78	40	0	0	0
Briggs Ranch II SID	52	26	0	0	0
TOTAL TAX UNIT LEVY	25,853,200	12,926,588	11,813,400	0	0
Other Revenues	20,000	114,169	76,048	62,827	45,139
Other Revenues - Information Systems	8,000	1,105	1,539	67	757
Interest Revenues	20,000	94,459	64,402	47,416	16,623
TOTAL OTHER REVENUES	48,000	209,732	141,989	110,310	62,519
TOTAL REVENUES COLLECTED	25,901,200	13,136,320	11,955,389	110,310	62,519

BEXAR APPRAISAL DISTRICT
Comparison of Current Year
Prior Year-Income Statement
For the Four Months Ending 4/30/2024

	2024 BUDGET	CURRENT YTD	2023 YTD	CURR MONTH	2023 MONTH
<u>OPERATING EXPENDITURES</u>					
Advertising Public Notices	63,000	20,455	18,690	11,585	12,070
Auto Allowance	892,800	309,280	217,183	78,467	54,192
Stipend	32,000	7,458	5,667	2,209	1,417
Copier Costs	47,981	10,188	10,846	1,089	2,844
Copier, FAX, & Printer Supplies	54,445	10,808	16,284	4,631	9,857
Employee Recognition/Awards	50,000	11,603	11,012	3,002	3,319
Equipment Maintenance	350	0	0	0	0
Forms Creation	366,775	64,899	172,035	3,672	149,281
General Insurance	45,000	42,905	41,912	0	0
Map Production & Supplies	4,550	236	0	118	0
Mileage Reimbursements	4,000	138	310	51	196
Office Building Expense	250,000	86,124	88,179	11,550	19,134
Offsite Storage	25,000	6,785	7,061	1,684	1,348
Office Supplies	84,980	27,231	25,245	2,595	8,488
Postage	694,362	411,245	404,492	48,401	68,521
Professional Dues	29,402	10,388	10,070	2,160	2,280
Publications	292,950	75,494	44,208	9,136	9,431
Security	300,000	68,791	52,619	15,279	16,271
Telephone	93,000	17,202	19,376	5,264	3,109
Training	263,458	50,410	84,053	8,840	18,797
Utilities	125,000	24,995	24,421	6,117	6,136
Worker's Compensation	50,000	45,568	37,570	(50)	820
Contingency	250,000	248,258	250,000	0	0
TOTAL OPERATING EXPENDITURES	4,019,053	1,550,462	1,541,231	215,800	387,512
<u>CAPITAL EXPENDITURES</u>					
FURNITURE:					
Executive Services	1,500	0	0	0	0
Information Services	500	0	777	0	0
Geographic Info. Systems	500	0	0	0	0
Customer Info & Assist	15,000	8,395	0	7,970	0
Residential	10,000	694	0	694	0
Commercial	3,500	1,385	0	1,385	0
Personal Property	4,500	0	0	0	0
Legal	2,000	469	0	469	0
EQUIPMENT:					
Information Services	112,000	1,189	39,178	0	9,239
CAMA Hardware	15,000	3,840	0	0	0
TOTAL CAPITAL EXPENDITURES	164,500	15,972	39,955	10,518	9,239

BEXAR APPRAISAL DISTRICT
Comparison of Current Year
Prior Year-Income Statement
 For the Four Months Ending 4/30/2024

	2024 BUDGET	CURRENT YTD	2023 YTD	CURR MONTH	2023 MONTH
<u>EMPLOYEE EXPENDITURES:</u>					
Salaries, Regular	12,310,629	3,865,040	3,348,199	961,848	842,092
Salaries, Overtime	166,350	31,990	57,731	3,886	16,082
Retirement	2,057,710	699,461	661,750	170,191	148,656
Payroll Taxes	31,428	21,925	1,163	19,579	50
Group Medical Insurance	1,984,670	423,418	388,880	114,977	96,697
Life Insurance	77,345	17,891	12,344	4,111	4,151
Medicare Taxes	192,772	61,278	51,935	14,940	13,015
TCDRS Retiree COLA	275,000	0	0	0	0
Sick Leave Buy Back Fund	50,000	53,012	23,837	4,747	4,256
Departure Contingency	70,000	54,066	15,213	701	1,086
TOTAL EMPLOYEE EXPENDITURES	17,215,904	5,228,080	4,561,051	1,294,981	1,126,085
<u>CONTRACT SERVICES:</u>					
Valuation Oil & Gas	38,000	34,731	9,466	24,601	0
Valuation Telecommunications Accounts	40,000	0	0	0	0
Accounting & Auditing	50,000	26,509	11,326	20,166	5,789
Legal Services	1,100,000	380,949	255,417	115,273	63,228
Consulting Studies	40,000	1,756	1,432	304	520
Taxpayer Liasion Officer	30,000	6,093	5,176	1,647	1,412
Contract Services Contingency	45,800	124	930	45	339
Temporary Services	189,500	49,739	29,180	28,394	22,182
TOTAL CONTRACT SERV. EXP	1,533,300	499,901	312,928	190,430	93,469
<u>INFO. SYSTEMS EXPENDITURES</u>					
Leases	74,580	17,858	13,980	591	1,125
Software Maintenance	423,330	321,396	275,384	62,220	1,010
Hardware Maintenance	43,000	12,015	7,457	0	771
IS Supplies	60,000	4,308	7,971	369	100
IS Services	35,600	2,725	3,521	873	723
TOTAL INFO. SYSTEMS EXP.	636,510	358,302	308,312	64,052	3,729
<u>PROJECT EXPENDITURES:</u>					
Aerial Maps	240,000	240,000	3,397	0	0
Homestead Audit /Outreach	10,000	0	0	0	0
Field Device Maintenance	201,156	182,919	158,376	3,950	3,969
Server Infrastructure Upgrade	100,000	0	0	0	0
Technology Improvements	200,000	3,800	0	0	0
CAMA Software	583,502	244,092	241,287	112,894	120,644
CAMA Enhancements	100,000	0	0	0	0
TOTAL PROJECT EXPENDITURES	1,434,658	670,811	403,060	116,844	124,613
<u>OTHER EXPENDITURES:</u>					
Board of Directors Expenses	4,000	1,233	2,944	0	0
Chief Appraiser Expense	8,000	1,729	2,968	585	430
TOTAL OTHER EXPENDITURES	12,000	2,962	5,912	585	430

BEXAR APPRAISAL DISTRICT
Comparison of Current Year
Prior Year-Income Statement
For the Four Months Ending 4/30/2024

	2024 BUDGET	CURRENT YTD	2023 YTD	CURR MONTH	2023 MONTH
<u>A.R.B EXPENDITURES</u>					
Compensation	630,000	112,755	45,948	26,795	13,813
Training	6,925	2,900	5,450	2,900	0
Postage	181,850	20,526	4,750	1,591	175
Legal Services	65,000	1,905	3,700	0	0
Contingency	1,500	0	0	0	0
TOTAL A.R.B EXPENDITURES	885,275	138,086	59,848	31,286	13,987
TOTAL EXPENDITURES	25,901,200	8,464,576	7,232,297	1,924,496	1,759,064
REVENUES OVER EXPENDITURES	0	(4,671,745)	(4,723,091)	1,814,186	1,696,545

BCAD		EXHIBIT "A"		June 15 2024	
I	Early Voting	Units	Cost Per Unit	Estimated	TOTALS
A	REMUNERATION				
	REMUNERATION SUMMARY				
	NUMBER OF JUDGES	1			
	HOURS WORKED	80	\$17.00	\$1,360.00	
	HOURS WORKED OVERTIME	35		\$0.00	
	NUMBER OF CLERKS	3			
	HOURS WORKED	80	\$15.50	\$3,720.00	
	HOURS WORKED OVERTIME	35		\$0.00	
	JUDGES DAILY RETURN FEE				
	NUMBER OF TRIPS	2			
	COST PER TRIP		\$7.50	\$600.00	
	COST PER CREW	CC		\$5,680.00	
	NUMBER OF SITES	40			
	WAGES			\$227,200.00	
	TOTAL FICA			\$17,380.80	
	TEMP AGENCY MARKUP		20.00%	\$38,130.15	
	TOTAL REMUNERATION			\$282,710.95	\$282,710.95
B	PRINTING				
	PRINTING OF EARLY VOTING SUPPLIES				
	FORMATTING STYLE	1	\$50.00	\$50.00	
	NUMBER OF MAIL BALLOTS	24,000	\$0.50	\$12,000.00	
	BALLOT CARDS	75,000	\$0.18	\$13,500.00	
	NUMBER OF SAMPLE BALLOTS	20,000	\$0.10	\$2,000.00	
	Freight		\$0.00	\$0.00	
	TOTAL PRINTING			\$27,550.00	\$27,550.00
C	MAIL				
	NUMBER OF WHITE ENVELOPES	24,000	\$0.09	\$2,160.00	
	NUMBER APPLICATIONS	5,000	\$0.05	\$250.00	
	NUMBER OF CARRIER ENVELOPES	24,000	\$0.09	\$2,160.00	
	NUMBER OF TRANSPORT ENVELOPES	24,000	\$0.09	\$2,160.00	
	NUMBER OF POSTAGE STAMPS	24,000	\$0.75	\$18,000.00	
	TOTAL MAIL			\$24,730.00	\$24,730.00
D	TEMPORARY WORKERS				
	NUMBER OF TEMP EMPLOYEES/MAIL	5			
	HOURS WORKED	200	\$17.00	\$17,000.00	
		3			
	WORKMANS COMP UNEMPLOYEMENT		\$49.33	\$739.95	
	WAREHOUSE				
	NUMBER OF TEMPORARY EMPLOYEES	4			
	HOURS WORKED	200	\$17.00	\$13,600.00	
	WORKMANS COMP UNEMPLOYEMENT		\$49.33		
	NUMBER OF MONTHS	2		\$394.64	
	FICA			\$2,340.90	
	TOTAL TEMP EMPLOYEE COST			\$34,075.49	\$34,075.49
E	RENTAL				

	NUMBER OF SITES	40			
	NUMBER OF SITES COSTS	0	\$500.00	\$0.00	
	NUMBER OF EXPRESSVOTES	160	\$5.00	\$800.00	
	NUMBER OF DS200	40	\$5.00	\$200.00	
	NUMBER OF EXPRESS TOUCH	40	\$5.00	\$200.00	
	NUMBER OF PROV. BAGS AND SEAL	40	\$8.00	\$320.00	
	NUMBER OF COMPUTERS	40	\$50.00	\$2,000.00	
	NUMBER OF TABLES	12	\$10.00	\$120.00	
	NUMBER OF CHAIRS	20	\$2.50	\$50.00	
	NUMBER LOCKS ,CHAINS,	39	\$5.00	\$195.00	
	TOTAL RENTAL			\$3,885.00	\$3,885.00
F	STAFFTIME				
	DAILY RETURNS				
	NUMBER OF EMPLOYEES	20	\$30.00		
	HOURS WORKED (DAYS X NO. HOURS)	29		\$17,400.00	
	FICA 7.65			\$90.22	
	TOTAL WAGES			\$17,490.22	
	PRO RATA COST	1			
	TOTAL STAFFTIME			\$17,490.22	\$17,490.22
G	E.B.B.AND S.V.C.				
	EARLY BALLOT BOARD				
	NUMBER OF BOARD MEMBERS	9			
	HOURS WORKED	40	\$17.00	\$6,120.00	
	SIGNATURE VERIFICATION COMM.				
	NUMBER OF MEMBERS	0			
	HOURS WORKED	0	\$0.00	\$0.00	
	TOTAL WAGES			\$6,120.00	
	UNEMPLOYMENT			\$0.08	
	FICA 7.65			\$468.18	
	PRO RATA COST	1			
	TOTAL E.B.B. AND S.V.C. COST			\$6,588.26	\$6,588.26
H	PUBLICATION POLLING PLACES				
	EXPRESS NEWS	1	\$12,000.00	\$12,000.00	
	LA PRENSA	1	\$6,000.00	\$6,000.00	
	PRO RATA COST	1		\$0.00	
	TOTAL PUBLICATION			\$18,000.00	\$18,000.00
I	MISCELLANEOUS				
	NUMBER OF LABELS	40	\$15.00	\$600.00	
	NUMBER OF CELL PHONES	39	\$35.00	\$1,365.00	
	TRAINING CLASS FOR E.V. JUDGES				
	NUMBER OF JUDGES	0			
	NUMBER OF HOURS	0	\$20.00	\$0.00	
	WRITS AND MAILOUTS TO JUDGES				
	ENVELOPES AND POSTAGE	125	\$0.75	\$93.75	
	NUMBER OF KITS	40	\$55.00	\$2,200.00	
	TOTAL MISCELLANEOUS			\$4,258.75	\$4,258.75
K	SUMMARY OF E.V. COST				

	REMUNERATION			\$282,710.95	\$282,710.95
	PRINTING OF E.V. SUPPLIES			\$27,550.00	\$27,550.00
	MAIL			\$24,730.00	\$24,730.00
	TEMPORARY EMPLOYEE COST			\$34,075.49	\$34,075.49
	RENTAL			\$3,885.00	\$3,885.00
	STAFFTIME			\$17,490.22	\$17,490.22
	E.B.B.AND S.V.C. COST			\$6,588.26	\$6,588.26
	MISCELLANEOUS			\$4,258.75	\$4,258.75
	PUBLICATION			\$18,000.00	\$18,000.00
	EARLY VOTING COST SUBTOTAL			\$419,288.67	\$419,288.67
	TOTAL EARLY VOTING COST				
	10% CONTRACT FEE EARLY VOTING			\$41,928.87	\$41,928.87
	Grand Total Early Voting			\$461,217.53	\$461,217.53

BCAD

EXHIBIT "B"

15-Jun-24

	Election Day	Units	Cost Per Unit	Estimated	TOTALS
II	REMUNERATIONS				
A	NUMBER OF JUDGES	1			
	HOURS WORKED	15	\$17.00	\$255.00	
	NUMBER OF CLERKS	2.0			
	HOURS WORKED	15	\$15.50	\$465.00	
	FICA 7.65 FOR JUDGES AND CLERKS			\$55.08	
	TOTAL WAGES JUDGES and CLERKS			\$775.08	
	NUMBER OF SITES	40	\$775.08	\$31,003.20	
	SECURITY	8			
	HOURS WORKED	18	\$35.00	\$5,040.00	
	FICA 7.65 FOR SECURITY			\$385.56	
	TOTAL WAGES SECURITY			\$5,425.56	
	TOTAL REMUNERATION			\$36,428.76	
	REMUNERATIONS TOTAL			\$36,428.76	\$36,428.76
B	ELECTION NIGHT RETURNS				
	NUMBER OF SITES RETURNS	40	\$25.00	\$1,000.00	
	NUMBER OF KITS	40	\$45.00	\$1,800.00	
	TOTAL KITS AND RETURNS			\$2,800.00	\$2,800.00
C	RENTAL				
	NUMBER OF EXPRESSVOTES	160	\$5.00	\$800.00	
	NUMBER OF DS200	40	\$5.00	\$200.00	
	NUMBER OF EXPRESS TOUCH	40	\$5.00	\$200.00	
	NUMBER OF PROVISIONAL BAGS USED	40	\$6.00	\$240.00	
	TABLES	12	\$10.00	\$120.00	
	CHAIRS	20	\$2.50	\$50.00	
	TRAFFIC CONES	25	\$1.20	\$30.00	
	SHRINK WRAP COST	0	\$50.00	\$0.00	
	NUMBER OF BALLOT BOXES	25	\$1.45	\$36.25	

	COST OF LOCKS AND SEALS	39	\$1.50	\$58.50	
	TOTAL RENTAL			\$1,734.75	\$1,734.75
D	TRANSPORTATION				
	MOVERS	80	\$232.84	\$18,627.20	
	TRUCK RENTAL	0	\$793.68	\$0.00	
	PRO RATA COST	1			
	TRANSPORTATION			\$18,627.20	\$18,627.20
	TRANSPORTATION TOTAL			\$0.00	
E	PROGRAMMING, EQUIPMENT, TECHNICAL SERVICES				
	PERSONEL COST ON SITE TECHS	10	\$300.00	\$3,000.00	
	TEMP AGENCY MARKUP		20.00%	\$467.70	
	ES&S TECHNICAL SUPPORT	1	\$ 5,200	\$5,200.00	
	PROGRAMMING	0	\$1,500.00	\$0.00	
	VOICE FILES	0	\$2,500.00	\$0.00	
	CENTRAL COUNTING STATION JUDGE	15	\$25.00	\$375.00	
	REGIONAL SENDING SITES	1	\$560.00	\$560.00	
	CENTRAL COUNTING STATION MGR HRS	12	\$40.00	\$480.00	
	TABULATION SUPERVISOR HOURS	12	\$35.00	\$420.00	
	ASST TO TAB. SUPERVISOR HOURS	12	\$25.00	\$300.00	
	COMPUTER COST	0	\$40,500.00	\$0.00	
	TABULATION SOFTWARE	0	\$25,800.00	\$0.00	
	AIS 850 OPTICAL SCANNERS	1	\$17,000.00	\$17,000.00	
	PUBLIC TEST	1	\$50.00	\$50.00	
	PREVENTIVE MAINT. INSP	0	\$2,600.00	\$2,600.00	
	PRO RATA COST	1			
	INFORMATION SERVICES			\$30,452.70	
	TOTAL PETS			\$30,452.70	\$30,452.70
F	ELECTION DEPARTMENT STAFF				
	NUMBER OF EMPLOYEES	24	\$36.00		
	HOURS WORKED	19		\$16,416.00	
	FICA 7.65			\$1,255.82	
	PRO RATA COST	1			
	TOTAL STAFFTIME WAGES			\$17,671.82	\$17,671.82
G	TEMPORARY EMPLOYEE				
	NUMBER OF EMPLOYEES (POST ELEC.)	3			
	HOURS WORKED	40	\$17.00	\$2,040.00	
	PRO RATA COST			\$0.00	
	WORKMANS COMP UNEMPLOYEMENT	1	\$49.33	\$147.99	
	PHONE BANK RATE PER HOUR		\$15.00	\$0.00	
	HOURS WORKED	0			
	NUMBER OF EMPLOYEES	0		\$0.00	
	TEMPORARY EMPLOYEE COST	40		\$2,187.99	
	FICA 7.65	1		\$167.38	
	TOTAL TEMP EMPLOYEE COST	1		\$2,355.37	\$2,355.37
H	PUBLICATION				
	EXPRESS NEWS ACCURACY TEST	1	\$375.00	\$375.00	
	PRO RATA COST	1			

	TOTAL PUBLICATION			\$375.00	\$375.00
I	MISCELLANEOUS				
	NOTIFICATION TO JUDGES/payroll	150	\$0.75	\$112.50	
	POLLING SITE RENTAL	0	\$500.00	\$0.00	
	CELL PHONES AND AIRTIME	39	\$30.00	\$1,170.00	
	TOTAL MISCELLANEOUS			\$1,282.50	\$1,282.50
J	SUMMARY ELECTION DAY COST				
	REMUNERATIONS			\$36,428.76	\$36,428.76
	ELECTION KITS AND RETURNS			\$2,800.00	\$2,800.00
	RENTAL			\$1,734.75	\$1,734.75
	STAFFTIME			\$17,671.82	\$17,671.82
	PRINTING COST			\$0.00	\$0.00
	INFORMATION SERVICES			\$30,452.70	\$30,452.70
	TEMPORARY EMPLOYEE COST			\$2,355.37	\$2,355.37
	PUBLICATION			\$375.00	\$375.00
	TRANSPORTATION			\$18,627.20	\$18,627.20
	MISCELLANEOUS			\$1,282.50	\$1,282.50
	ELEC. DAY COST SUBTOTAL			\$111,728.11	\$111,728.11
	TOTAL ELECTION DAY			\$111,728.11	\$111,728.11
	10% CONTRACT FEE			\$11,172.81	\$11,172.81
	Grand Total Election Day			\$122,900.92	\$122,900.92

	Total	ESTIMATE
Early Voting Grand Total	\$461,217.53	\$461,217.53
Election Day Grand Total	\$122,900.92	\$122,900.92
Total For Early Voting and Election Day	\$584,118.45	\$584,118.45
Pro Rata Share	\$434,584.13	\$434,584.13
Amount of Deposit	\$434,584.13	\$434,584.13
(Overpaid)/Underpaid		

**SPECIAL RUNOFF ELECTION
(ELECCION ESPECIAL DE DESEMPATE)**

**June 15, 2024.
(15 de junio de 2024)**

The hours of early voting will be: *(Las horas y fechas de votacion adelantada seran:)*

Monday, June 3 thru Friday, June 7, 2024.....8:00 a.m. to 6:00 p.m.
(Lunes 3 de junio hasta el viernes 7 de junio de 2024.....8:00 a.m. to 6:00 p.m.)
 Saturday, June 8, 2024.....8:00 a.m. to 8:00 p.m.
(Sabado 8 de junio de 2024.....8:00 a.m. to 8:00 p.m.)
 Sunday, June 9, 2024.....12:00 p.m. to 6:00 p.m.
(Domingo 9 de junio de 2024.....12:00p.m. to 6:00 p.m)
 Monday, June 10 thru Tuesday, June 11, 2024.....8:00 a.m. to 8:00 p.m.
(Lunes 10 de junio hasta martes 11 de junio de 2024.....8:00 a.m. to 8:00 p.m.)

Early Vote: June 3, 2024 thru June 11, 2024

SUN	MON	TUES	WED	THURS	FRI	SAT
2	3 *****	4 *****	5 *****	6 *****	7 *****	8 *****
9 *****	10 *****	11 *****	12	13	14	15 ELECTION DAY

Legend: *** Indicates dates open for early voting**
*(Leyenda: ***** Indica fechas abiertas para votación adelantada)*

Main Early Voting Location: (Localidad Principal de Votacion Adelantada:)

BEXAR COUNTY ELECTIONS DEPARTMENT 1103 S. Frio
(DEAF LINK available for the hearing impaired)

In addition to the main early polling place, early voting will be conducted at the following locations: (Ademas de la localidad principal, votacion adelantada se llevara a cabo en las siguiente localidades:)

BEXAR COUNTY JUSTICE CENTER.....300 Dolorosa
BROOK HOLLOW BRANCH LIBRARY.....530 Heimer Rd.
CASTLE HILLS CITY HALL... (Community Room)209 Lemonwood Dr.
CHRISTIAN FAMILY BAPTIST CHURCH.....1589 Grosenbacher Rd.
CLAUDE BLACK COMMUNITY CENTER 2805 East Commerce
CODY BRANCH LIBRARY11441 Vance Jackson

COLLINS GARDEN LIBRARY.....	200 N Park Blvd.
CONVERSE SENIOR CENTER.....	405 S. Seguin Rd.
CORTEZ BRANCH LIBRARY.....	2803 Hunter Blvd.
EAST CENTRAL ISD ADMIN BLDG.....	6634 New Sulphur Springs Rd.
ENCINO BRANCH LIBRARY.....	2515 E. Evans Rd.
GREAT NORTHWEST BRANCH LIBRARY.....	9050 Wellwood
GUERRA BRANCH LIBRARY.....	7978 Military Dr. W.
IGO BRANCH LIBRARY.....	13330 Kyle Seale Parkway
KIRBY CITY HALL.....	112 Bauman
LION'S FIELD.....	2809 Broadway
MAVERICK BRANCH LIBRARY.....	.8700 Mystic Park
MCAULIFFE MIDDLE SCHOOL.....	9390 S.W. Loop 410
McCRELESS BRANCH LIBRARY.....	1023 Ada St.
MEMORIAL BRANCH LIBRARY.....	3222 Culebra
MISSION BRANCH LIBRARY.....	3134 Roosevelt Ave.
NORTHEAST LAKEVIEW COLLEGE.....	1201 Kitty Hawk Rd
NORTHSIDE ACTIVITY CENTER.....	7001 Culebra
NORTHWEST VISTA COLLEGE...(Mountain Laurel Rm. 101 A&B).....	3535 N. Ellison Dr.
OUR LADY OF THE LAKE UNIVERSITY...(Sueltenfuss Library).....	411 S.W. 24 TH St.
PALO ALTO COLLEGE.....(Palomino Center Room 110).....	1400 W. Villaret Blvd.
PARMAN BRANCH LIBRARY @ Stone Oak.....	20735 Wilderness Oak
PRECINCT 1 SATELLITE OFFICE.....	3505 Pleasanton Rd.
PRECINCT 3 SATELLITE OFFICE.....	320 Interpark Blvd.
SAN ANTONIO COLLEGE.....(Victory Ctr. Rm 117).....	1819 N. Main Ave.
(DEAF LINK available for the hearing impaired)	
SCHAEFER BRANCH LIBRARY.....	6322 US Hwy 87 E.
SEMMES BRANCH LIBRARY @ Comanche Lookout Park.....	15060 Judson Rd.
SHAVANO PARK CITY HALL... (Lobby).....	900 Saddletree Ct.
SOMERSET CITY HALL.....	7360 E. 6 th
SOUTHSIDE ISD ADMIN. BLDG.....	1460 Martinez-Losoya Rd.
ST. HEDWIG CITY HALL.....	13065 FM - 1346
TOBIN LIBRARY @ OAKWELL.....	4134 Harry Wurzbach
UTSA (Bexar Room).....	1 UTSA Circle
WONDERLAND MALL...(Lower level by food court).....	4522 Fredericksburg Rd.
WOODLAWN POINTE CENTER.....	702 Donaldson Ave

subject to change (*sujeto a cambio*)

For more information contact the office of the Bexar County Elections Administrator,
Jacquelyn F. Callanen, at (210) 335-VOTE (8683)

(Para mas informacion comuniquese con la oficina del Condado de Bexar Administrador de
Elecciones, Jacquelyn F. Callanen, al telefono (210) 335-VOTE (8683))

Applications to vote by mail may be requested and once completed mailed to:

(Las solicitudes para votar por correo se pueden solicitar y una vez completadas, enviarse por correo a:)

Bexar County Elections Department
1103 S. Frio St., Suite 100, SA TX 78207

Applications for a ballot by mail must be received no later than 5:00 p.m. on June 4, 2024.

(Las solicitudes para una boleta por correo deben recibirse a más tardar a
las 5:00 p.m. del 4 de junio del 2024.)

STAFF SUMMARY SHEET

ISSUE: Additional Reports

The board of directors will receive the following reports:

1. Community Outreach
2. Taxpayer Liaison
3. Appraisal Review Board Chair

2024 Community Outreach Report – June

Date: June 11, 2024

To: Board of Directors
Rogelio Sandoval, Chief Appraiser

From: Jennifer Rodriguez, Communications Director

Date	Program	Presenter	Topic
06/08/24	Frost Bank Home Improvement Expo	Gloria Ramirez & Jennifer Rodriguez	Resource table and brief speaking presentation - General appraisal, exemption and protest information
06/08.24	Pride on the Eastside	Lisa Aguilar & Alexandra Martinez	Resource table - General appraisal, exemption and protest information
06/13/24	Caldwell Banker	Jennifer Rodriguez	General appraisal, exemption and protest information

STAFF SUMMARY SHEET

ISSUE: Adjourn